

2012



Englehart & Area Community Profile



**Your Vision.
Our Potential.**

Produced with special thanks to our project funding partners



Société de développement communautaire
Kirkland & District
Community Development Corporation



Version 1.0
November 2011

© 2011 Englehart and Area

This document contains information that is subject to change without notice. All data is believed to be accurate, but the reader is advised to verify data before reaching decisions based upon information contained within this document. All marks are the property of their respective owners.

For further information please contact:
Amy Vickery-Menard
Clerk-Treasurer
The Corporation of the Township of Evanturel
Phone: 705-544-8200
Fax: 705-544-8206
Web: www.evanturel.com

Table of Contents

1 INTRODUCTION	1
1.1 Location	2
1.2 Climate.....	4
2 DEMOGRAPHICS.....	5
2.1 Population Size and Growth	5
2.2 Age Profile.....	6
2.3 Language Characteristics	7
2.4 Mobility Characteristics	8
2.5 Level of Education.....	9
2.6 Income.....	11
3 LABOUR FORCE.....	14
3.1 Key Indicators	14
3.2 Labour Force by Occupation	15
3.3 Labour Force by Industry	18
3.4 Place of Work	19
3.5 Net Import & Export of Labour Force	21
3.6 General Wages by Occupation	23
4 KEY INDUSTRIES.....	29
4.1 Largest Employers	29
5 TRANSPORTATION FACILITIES.....	31
5.1 Highways	31
5.2 Rail Service.....	32
5.3 Airports	34
5.4 Port.....	38
5.5 Bus	39
6 TAXES AND UTILITIES.....	40
6.1 Local Property Tax Rates	40
6.2 Federal and Provincial Income Tax Rates.....	40
6.3 Electricity	42
6.4 Natural Gas	45
6.5 Waste Management	47
6.6 Water and Sanitary Sewer	49
6.7 Communications Infrastructure	51
7 BUILDING AND DEVELOPMENT RELATED FEES.....	55
7.1 Development Related Fees	55
7.2 Development Charges	56
8 INDUSTRIAL PARKS	57
8.1 Industrial Parks.....	57
9 BUSINESS SUPPORT PROGRAMS AND SERVICES.....	58
9.1 Government Services	58
9.2 Chamber of Commerce and Business Associations.....	60
9.3 Education, Employment and Training Services	61
9.4 Area Financial Institutions	65
9.5 Accountants and Investor Groups	65
9.6 Real Estate	66
9.7 Economic Development	67
10 QUALITY OF LIFE.....	68
10.1 Housing Characteristics	68
10.2 Health and Community Services.....	68

Englehart and Area Community Profile 2011

10.3Education	70
10.4Protective Services.....	72
10.5Recreation, Tourism and Events.....	73
10.6Events.....	75
10.7Local Media	76
11 LOCAL ACCOMMODATIONS	77
11.1Motels	77
11.2Other	77
APPENDIX - INCENTIVES.....	78

Englehart and Area Community Profile 2011

List of Tables

Table 1: Englehart and Area Average Temperature (°C)	4
Table 2: Englehart and Area Average Precipitation	4
Table 3: Population Change	5
Table 4: Age Distribution	7
Table 5: Language Characteristics, 2010	7
Table 6: Englehart and Area Mobility Rates	8
Table 7: Education Attainment, 2011	10
Table 8: Total Income Levels, 2010	11
Table 9: Family Income Levels, 2010	12
Table 10: Dwelling Characteristics for Englehart and Area, 2011	12
Table 11: Household Income Levels, 2010	13
Table 12: Labour Force Characteristics, 2011	14
Table 13: Labour Force by Occupation, 2011	16
Table 14: Labour Force by Industry, 2011	18
Table 15: Where the Englehart and Area Resident Labour Force Works, 2006	19
Table 16: Place of Residence for Persons Working in Englehart and Area, 2006	20
Table 17: Net Import-Export of Labour Force for Englehart and Area, 2006	22
Table 18: General Wages by Occupation	23
Table 19: Largest Private Sector Employers, Englehart and Area	29
Table 20: Largest Public Sector Employers, Englehart and Area	30
Table 21: Distance to Urban Centres	31
Table 22: Distance to Major US Border Crossings	31
Table 23: Property Tax Rates - Total Tax Rates, 2011	40
Table 24: Corporate Taxes – Non-Canadian Controlled	40
Table 25: Corporate Taxes – Canadian Controlled	40
Table 26: Ontario's Capital Tax Elimination Plan	41
Table 27: Personal Income Tax, 2010	41
Table 28: Sales Tax	41
Table 29: Hydro One Residential Electricity Rates	42
Table 30: Hydro One Small Business Electricity Rates (< 50 kW/month)	43
Table 31: Hydro One Small Business Electricity Rates (> 50 kW/month)	44
Table 32: Union Gas - Regional Residential Rates (Rate 301)	45
Table 33: Union Gas - Small Commercial Rates (Rate 310)	46
Table 34: Waste Disposal Sites	47
Table 35: Englehart Water Rates	49
Table 36: Englehart Sewer Rates	50
Table 37: Communications Infrastructure	51
Table 38: Englehart and Area Development-related Application Fees	55
Table 39: Public Schools	71
Table 40: Catholic Schools	71
Table 41: Tourism Facilities in Englehart and Area	73
Table 42: Annual Englehart and Area Events 2011	75
Table 43: Newspapers	76
Table 44: Radio Stations	76
Table 45: Cable Service	76
Table 46: Television	76

List of Figures

Figure 1: Englehart and Area Location Map	2
Figure 2: Englehart and Area Community Map	3
Figure 3: Age Distribution Chart, 2011	6
Figure 4: Education Attainment, 2011	9
Figure 5: Labour Force by Occupation, 2011	15

1 Introduction

Englehart and Area is a region in Northern Ontario, Canada, that encompasses four progressive communities: the Town of Englehart, the Municipality of Charlton and Dack, the Township of Ewanturel, and the Township of Chamberlain. Strategically located in the centre of the Timiskaming District, this regional community is the midway point between the economic centres of Timmins, Sudbury and North Bay. Boasting a full service airport just minutes away, Englehart and Area is also situated immediately on the trans-Canada highway and has the Ontario Northland Railway freight and passenger main rail line running through the region, making Englehart and Area easily accessible and attractive for investment and residential opportunities.

Built on traditional industries such as a thriving agriculture sector and value-added wood processing, Englehart and Area has evolved into a region that offers an excellent quality of life and provides all the modern services and amenities one would expect to find in a larger urban centre. With a fully-serviced urban core centred in Englehart, this vibrant regional community is safe and appealing for residents, leading to the development of a diverse and loyal workforce.

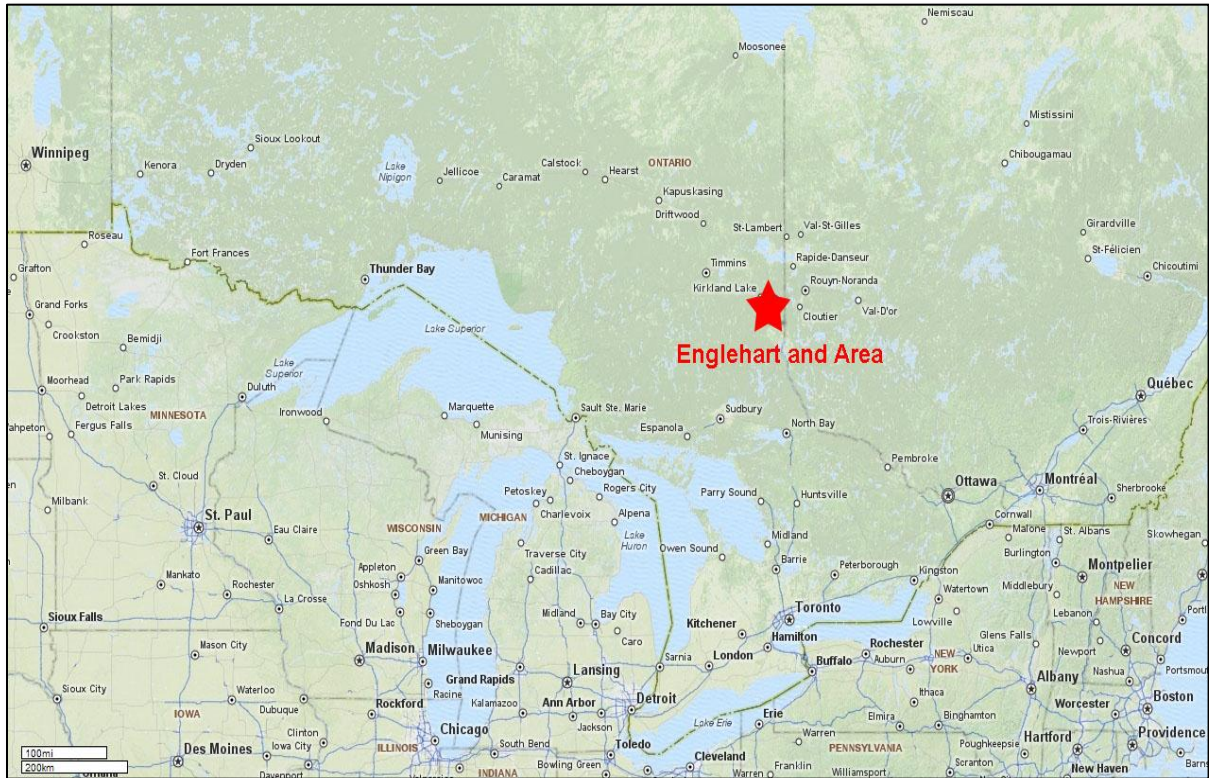
The Englehart and Area region offers many business development advantages and opportunities. In addition, the regional community partners understand the advantages of regional collaboration, and are willing and able to work together in order to ensure that any investment opportunity is successful.

Englehart and Area Community Profile 2011

1.1 Location

Englehart and Area includes the Town of Englehart, the Municipality of Charlton and Dack, the Township of Ewanturel and the Township of Chamberlain.

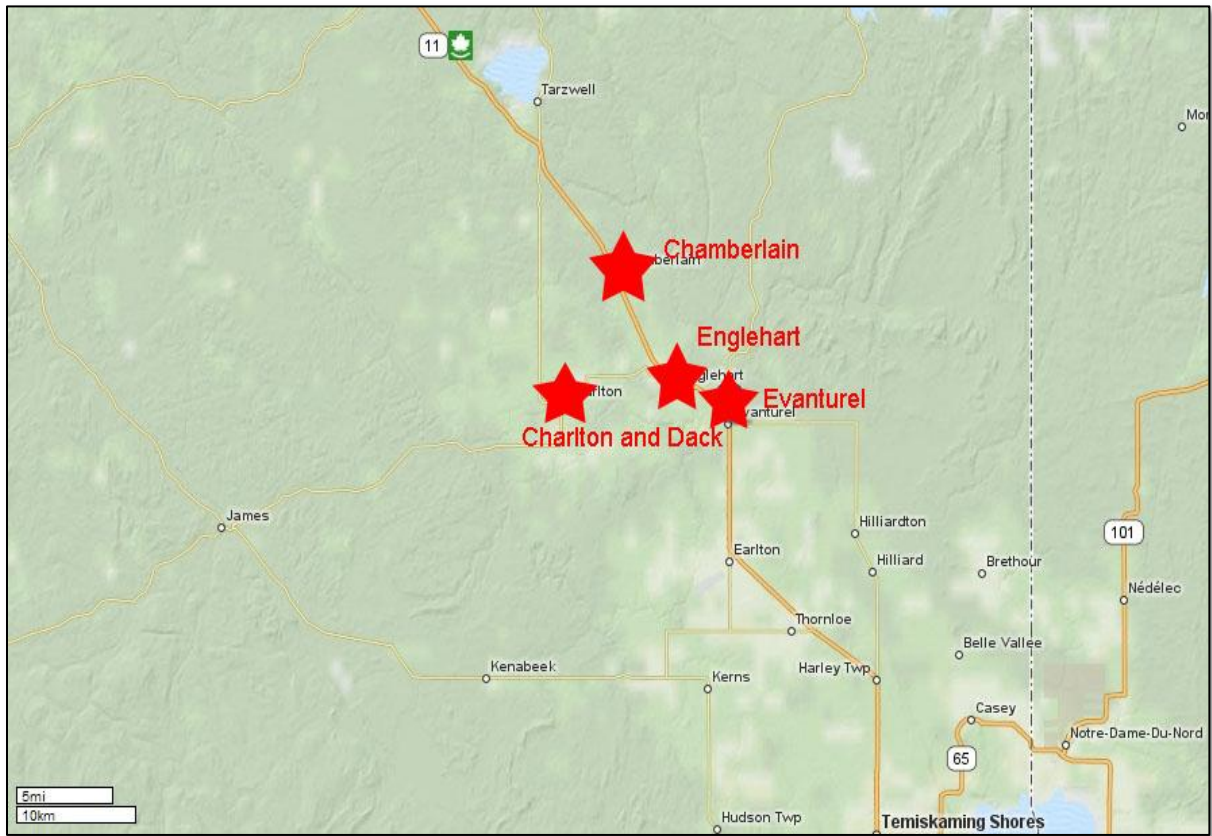
Figure 1: Englehart and Area Location Map



Source: <http://www.mapquest.com/>

Englehart and Area Community Profile 2011

Figure 2: Englehart and Area Community Map



Source: <http://www.mapquest.com/>

Englehart and Area Community Profile 2011

1.2 Climate

Englehart and Area derives climatic data from the Kirkland Lake Station.

Table 1: Englehart and Area Average Temperature (°C)

Temperature	Jan	Feb	Mar	Apr	May	Jun	Jul	Aug	Sep	Oct	Nov	Dec
Daily Average	-17.1	-14.8	-7.7	1.3	9.8	15	17.8	16.5	10.9	4.6	-3.6	-12.9
Standard Deviation	3.4	2.8	2.7	2.3	1.9	1.9	1.1	1.4	1.6	2.1	2	3.9
Daily Maximum	-10.7	-7.7	-1	7.2	16.3	21.5	24	22.3	15.9	8.8	0.2	-7.5
Daily Minimum	-23.4	-21.7	-14.3	-4.7	3.2	8.5	11.6	10.6	5.8	0.4	-7.5	-18.3
Extreme Maximum	8	12	18.5	29	35.6	37.5	38.9	36.7	32.8	26.1	18.9	14.5
Extreme Minimum	-47	-43.5	-41	-28.9	-12.2	-2.8	0	-1	-9.5	-13	-31.5	-42

Source: Environment Canada, Kirkland Lake Station.

http://climate.weatheroffice.gc.ca/climate_normals/results_e.html?stnID=4159&lang=e&dCode=0&province=ONT&provB ut=&month1=0&month2=12

Table 2: Englehart and Area Average Precipitation

Precipitation	Jan	Feb	Mar	Apr	May	Jun	Jul	Aug	Sep	Oct	Nov	Dec
Rainfall (mm)	1.9	1.2	14.5	33.8	70.7	90.4	90.5	92	99.5	70.6	21.8	2.8
Snowfall (cm)	64.9	47.5	46.6	20.2	2.8	0.2	0	0	0.5	5.8	37.1	68.7
Precipitation (mm)	66.8	48.6	61.1	54	73.6	90.6	90.5	92	100	76.3	58.9	71.5
Extreme Daily Rainfall (mm)	22	15.2	80	41.7	60.5	96.5	53.8	78.5	52.6	71.1	33.8	15.2
Extreme Daily Snowfall (cm)	35	38.1	41.9	25.4	10.2	2	0	0	5	16.5	29	34
Extreme Daily Precipitation (mm)	35	38.1	80	41.7	60.5	96.5	53.8	78.5	52.6	71.1	33.8	34
Extreme Snow Depth (cm)	74	90	95	68	7	0	0	0	0	5	60	73

Source: Environment Canada, Kirkland Lake Station.

http://climate.weatheroffice.gc.ca/climate_normals/results_e.html?stnID=4159&lang=e&dCode=0&province=ONT&provB ut=&month1=0&month2=12

2 Demographics

2.1 Population Size and Growth

Table 3: Population Change

	2001	2006	2011*
Englehart and Area Population Count	3,151	2,902	2,786
% Change from Previous Census		-7.9	
Englehart and Area Labour Shed ¹ Population			27,441
	2001	2006	2011*
Ontario Population Count	11,410,046	12,160,282	13,468,348
% Change from Previous Census		6.6	

Source: Statistics Canada. 2007. 2006 Community Profiles. 2006 Census.

Statistics Canada Catalogue no. 92-591-XWE. Ottawa. Released March 13, 2007.

<http://www12.statcan.ca/english/census06/data/profiles/community/index.cfm?Lang=E>

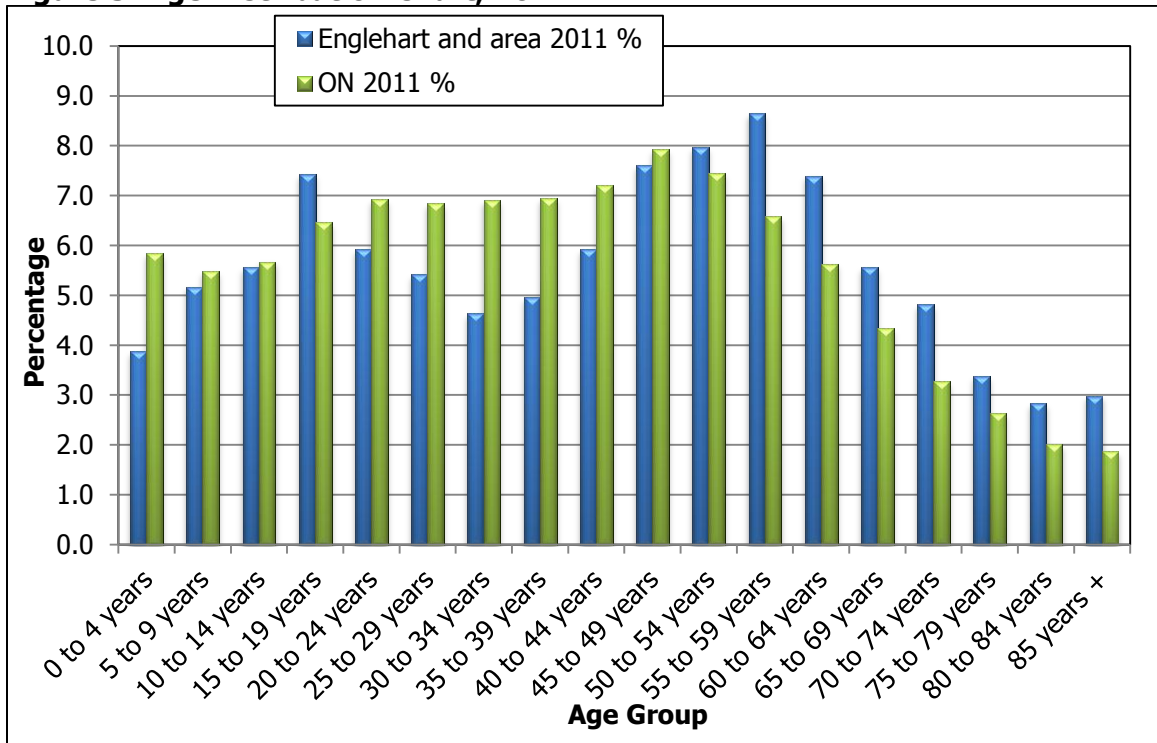
* Estimated McSweeney & Associates from Manifold Data Mining Inc. Superdemographics 2011

¹ Englehart and Area Labour Shed includes Englehart and Area, Timiskaming Unorganized, West Part, Timiskaming Shores, Kirkland Lake, Armstrong and Casey.

2.2 Age Profile

In 2011, Englehart and Area had an older population compared to the provincial average. Overall, estimates show that the percentage of the total population over the age of fifty is higher than the provincial average, whereas the percentage of the population under the age of 50 is below the provincial average (with the exception of the segment between 15-19 years of age).

Figure 3: Age Distribution Chart, 2011



Source: McSweeney & Associates from Manifold Data Mining Inc. Superdemographics 2011.

Englehart and Area Community Profile 2011

Table 4: Age Distribution

Characteristics	Englehart and Area 2011	Englehart and Area 2011 (%)	Ontario 2011 (%)
Age	2,786		13,468,348
0 to 4 years	108	3.9	5.8
5 to 9 years	144	5.2	5.5
10 to 14 years	155	5.6	5.7
15 to 19 years	207	7.4	6.5
20 to 24 years	165	5.9	6.9
25 to 29 years	151	5.4	6.8
30 to 34 years	129	4.6	6.9
35 to 39 years	138	5.0	6.9
40 to 44 years	165	5.9	7.2
45 to 49 years	212	7.6	7.9
50 to 54 years	222	8.0	7.5
55 to 59 years	241	8.7	6.6
60 to 64 years	206	7.4	5.6
65 to 69 years	155	5.6	4.3
70 to 74 years	134	4.8	3.3
75 to 79 years	94	3.4	2.6
80 to 84 years	79	2.8	2.0
85 years and over	83	3.0	1.9

Source: McSweeney & Associates from Manifold Data Mining Inc. Superdemographics 2011.

2.3 Language Characteristics

The vast majority of the population in Englehart and Area only speak English, and this percentage is just slightly lower than that of Ontario. 13.9% of residents in Englehart and Area are bilingual (English and French), which is higher than the provincial percentage.

Table 5: Language Characteristics, 2010

Characteristics	Englehart and Area	Englehart and Area (%)	Ontario (%)
Total population	2,786		13,468,348
English only	2,389	85.8	86.1
French only	10	0.4	0.4
English and French	387	13.9	11.3
Other language(s)	0	0.0	2.2

Source: McSweeney & Associates from Manifold Data Mining Inc. Superdemographics 2011.

2.4 Mobility Characteristics

Residents in Englehart and Area are more likely to move than the provincial average. Estimates indicate people moving to Englehart and Area tend to be relocating from other parts of Ontario as opposed to moving from outside of the province or country.

Table 6: Englehart and Area Mobility Rates

Characteristics	Englehart and Area 2011	Englehart and Area 2011 (%)	Ontario 2011 (%)
Mobility status – place of residence one year ago			
Total population 1 year and over ²	2,786		13,468,348
Non-movers ³	2,520	90.5	86.5
Movers ⁴	265	9.5	13.5
Non-migrants ⁵	44	1.6	59.6
Migrants ⁶	221	7.9	40.4
Migrants within Canada	220	7.9	80.1
Migrants from outside Canada	1	0.0	19.9
Migrants within Ontario	210	7.5	89.5
Migrants from outside Ontario	10	0.4	10.5
Mobility status – place of residence status five years ago			
Total population 5 years and over	2,786		13,468,348
Non-movers	1,814	65.1	57.5
Movers	972	34.9	42.5
Non-migrants	409	14.7	53.9
Migrants	563	20.2	46.1
Migrants within Canada	563	20.2	74.2
Migrants from outside Canada	0	0	25.8
Migrants within Ontario	552	19.8	88.9
Migrants from outside Ontario	10	0.4	11.1

Source: McSweeney & Associates from Manifold Data Mining Inc. Superdemographics 2011.

² Refers to the relationship between a person's usual place of residence on Census Day and his or her usual place of residence one year earlier. A person is classified as a non-mover if no difference exists. Otherwise, a person is classified as a mover and this categorization is called Mobility status (1 year ago). Within the category of movers, a further distinction is made between non-migrants and migrants; this difference is called migration status.

³ Non-movers are persons who, on Census Day, were living at the same address as the one at which they resided one year earlier.

⁴ Movers are persons who, on Census Day, were living at a different address from the one at which they resided one year earlier.

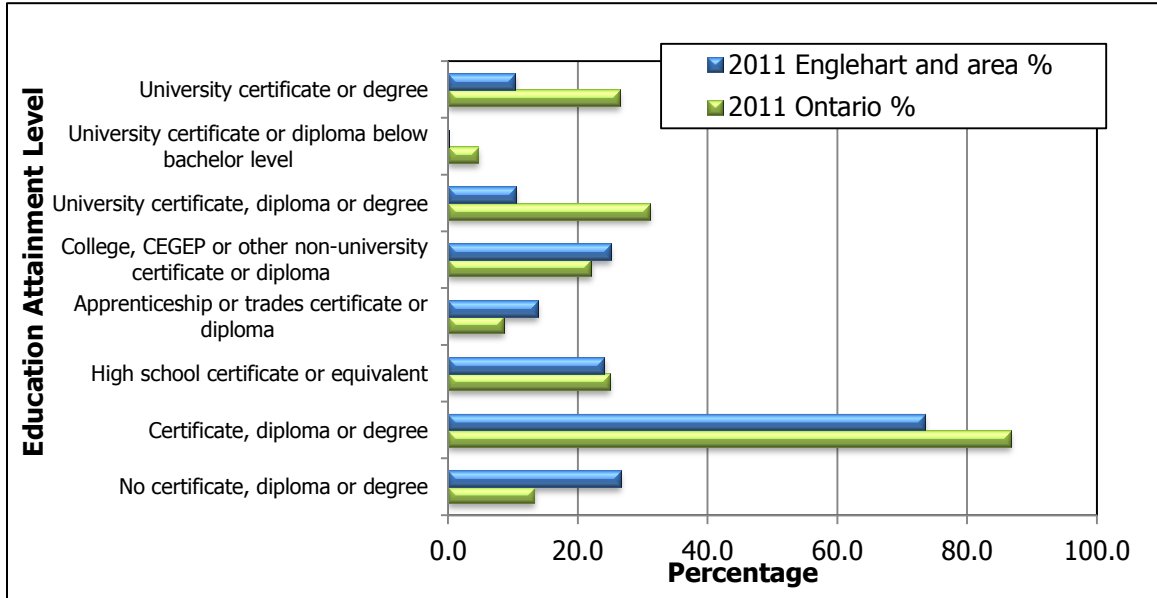
⁵ Non-migrants are movers who, on Census Day, were living at a different address, but in the same census subdivision (CSD) as the one they lived in one year earlier.

⁶ Migrants are movers who, on Census Day, were residing in a different CSD one year earlier (internal migrants) or who were living outside Canada one year earlier (external migrants).

2.5 Level of Education

Roughly 74% of Englehart and Area residents have a certificate, diploma or degree; however, this is only slightly lower than the overall provincial average. The region is also very strong and above the provincial average in residents attaining apprenticeship and trades certificates as well as college, CEGEP and other non-university certificates or diplomas.

Figure 4: Education Attainment, 2011



Source: McSweeney & Associates from Manifold Data Mining Inc. Superdemographics 2011.

Englehart and Area Community Profile 2011

Table 7: Education Attainment, 2011

Characteristics ⁷	Englehart and Area	Englehart and Area (%)	Ontario (%)
Total population 25 to 64 years	1,464		7,473,409
No certificate, diploma or degree	389	26.6	13.3
Certificate, diploma or degree	1,075	73.4	86.7
High school certificate or equivalent	352	24.0	24.9
Apprenticeship or trades certificate or diploma	202	13.8	8.6
College, CEGEP or other non-university certificate or diploma	367	25.1	22.1
University certificate, diploma or degree	153	10.5	31.1
University certificate or diploma below bachelor level	2	0.1	4.6
University certificate or degree	151	10.3	26.5
Bachelor's degree	88	6.0	16.4
University certificate or diploma above bachelor level	48	3.3	3.1
Degree in medicine, dentistry, veterinary medicine or optometry	0	0.0	0.7
Master's degree	14	1.0	5.3
Earned doctorate	0	0.0	0.8

Source: McSweeney & Associates from Manifold Data Mining Inc. Superdemographics 2011.

⁷ By highest certificate, diploma or degree obtained.

Englehart and Area Community Profile 2011

2.6 Income

In 2010, the average total income levels were lower in Englehart and Area than in Ontario. Although the incomes appear to be lower than the Provincial average, the cost of living in the Englehart and Area (both in \$'s in and time savings) is substantially lower than the Provincial average. This makes this regional community a very attractive place to live.

Table 8: Total Income Levels, 2010

Characteristic	Englehart and Area	Englehart and Area (%)	Ontario (%)
Total population 15 years and over (by income 2010)	2,380		11,178,446
Without income	141	5.9	4.8
With income	2,239	94.1	95.2
Under \$1,000	61	2.6	4.0
\$1,000 to \$2,999	89	3.7	3.3
\$3,000 to \$4,999	70	2.9	3.1
\$5,000 to \$6,999	111	4.7	3.3
\$7,000 to \$9,999	187	7.9	5.4
\$10,000 to \$11,999	102	4.3	3.9
\$12,000 to \$14,999	209	8.8	5.6
\$15,000 to \$19,999	311	13.1	8.4
\$20,000 to \$24,999	126	5.3	7.0
\$25,000 to \$29,999	140	5.9	6.2
\$30,000 to \$34,999	91	3.8	6.3
\$35,000 to \$39,999	145	6.1	5.7
\$40,000 to \$44,999	84	3.5	5.0
\$45,000 to \$49,999	85	3.6	4.2
\$50,000 to \$59,999	216	9.1	6.7
\$60,000 and over	213	8.9	17.1
Characteristic	Englehart and Area		Ontario
Median total income \$			31,240
Average total income \$	32,090		44,138
Standard error of average total income \$			59

Source: McSweeney & Associates from Manifold Data Mining Inc. Superdemographics 2011 (2010 incomes).

Englehart and Area Community Profile 2011

Overall in 2010, families residing in Englehart and Area earned a lower average family income compared to the Ontario average.

Table 9: Family Income Levels, 2010

Characteristic	Englehart and Area	Englehart and Area (%)	Ontario (%)
Total number of economic families (by income in 2010)	791		3,778,205
Under \$10,000	19	2.4	2.4
\$10,000 to \$19,999	47	5.9	3.8
\$20,000 to \$29,999	69	8.7	6.6
\$30,000 to \$39,999	95	12.0	8.4
\$40,000 to \$49,999	68	8.6	8.7
\$50,000 to \$59,999	142	18.0	8.5
\$60,000 to \$69,999	83	10.5	8.4
\$70,000 to \$79,999	65	8.2	8.0
\$80,000 to \$89,999	35	4.4	7.4
\$90,000 to \$99,999	36	4.6	6.4
\$100,000 and over	133	16.8	31.5
Characteristic	Englehart and Area		Ontario
Median family income \$			86,423
Average family income \$	72,832		105,915
Standard error of average family income \$			116

Source: McSweeney & Associates from Manifold Data Mining Inc. Superdemographics 2011 (2010 incomes).

Table 10: Dwelling Characteristics for Englehart and Area, 2011

Characteristics	Englehart and Area	Ontario
Total number of occupied private dwellings	1162	5,066,944
Average number of rooms per dwelling	6.97	6.62
Average number of bedrooms per dwelling	2.87	2.76
Owned	914	3,633,114
Rented	248	1,425,458
Average value of dwelling \$	110,281	397,452

Source: McSweeney & Associates from Manifold Data Mining Inc. Superdemographics 2011.

Englehart and Area Community Profile 2011

In 2010, the average income for households in Englehart and Area was lower in comparison to Ontario.

Table 11: Household Income Levels, 2010

Characteristic	Englehart and Area	Englehart and Area (%)	Ontario (%)
Total number of private households (by income in 2010)	1,503		5,066,944
Under \$10,000	80	5.3	4.1
\$10,000 to \$19,999	151	10.0	8.4
\$20,000 to \$29,999	186	12.4	8.9
\$30,000 to \$39,999	177	11.8	9.7
\$40,000 to \$49,999	122	8.1	9.2
\$50,000 to \$59,999	182	12.1	8.4
\$60,000 to \$69,999	155	10.3	7.8
\$70,000 to \$79,999	114	7.6	7.2
\$80,000 to \$89,999	86	5.7	6.2
\$90,000 to \$99,999	65	4.3	5.3
\$100,000 and over	187	12.4	24.8
Characteristic	Englehart and Area		Ontario
Median household income \$			68,604
Average household income \$	65,016		88,288
Standard error of average household income \$			103

Source: McSweeney & Associates from Manifold Data Mining Inc. Superdemographics 2011 (2010 incomes).

3 Labour Force

3.1 Key Indicators

Englehart and Area is home to a 2,380 person labour force. As illustrated below, Englehart and Area's labour participation and employment rates are significantly lower compared to those of Ontario, however, the unemployment rate is significantly higher than the provincial average. Englehart and Area draws a significant portion of its workforce from surrounding municipalities, and therefore the labour force characteristics for the larger labour force area are also indicated.

Table 12: Labour Force Characteristics, 2011⁸

Characteristic	Englehart and Area	Englehart and Area Labour Shed	Ontario
Total population, aged 15 years and older	2,380	23,410	11,045,903
In the labour force ⁹	1,356	13,620	7,458,212
Employed	1,131	12,286	7,013,603
Unemployed	223	1,329	444,608
Not in the labour force	1,025	9,793	3,587,691
Participation rate	57.0	58.2	67.52
Employment rate	47.5	52.5	63.5
Unemployment rate	16.4	9.8	5.96

Source: McSweeney & Associates from Manifold Data Mining Inc. Superdemographics 2011.

⁸ Participation rate % = labourforce/total population aged 15 and over

Employment rate % = employed/totalpopulation aged 15 and over

Unemployment rate % = unemployed/labourforce

⁹ Labour force - Refers to persons who were either employed or unemployed.

Unemployed - Refers to persons 15 years and over, excluding institutional residents, who, during the week (Sunday to Saturday) prior to Census Day (May 16, 2006), were without paid work or without self-employment work and were available for work and either:

(a) had actively looked for paid work in the past four weeks;

(b) were on temporary lay-off and expected to return to their job;

(c) had definite arrangements to start a new job in four weeks or less.

Participation rate - Refers to the labour force expressed as a percentage of the population 15 years and over excluding institutional residents.

Employment rate - Refers to the number of persons employed expressed as a percentage of the total population 15 years and over excluding institutional residents.

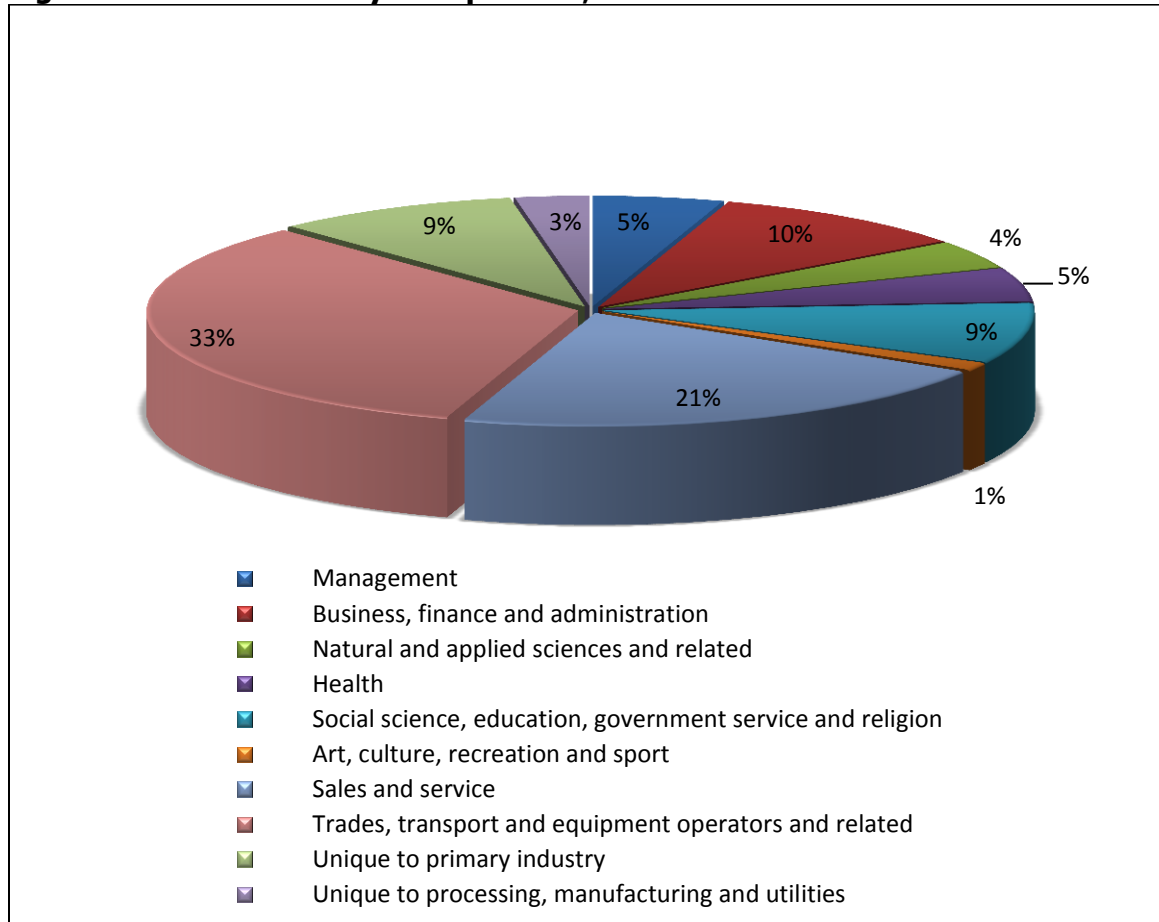
Unemployment rate - Refers to the unemployed expressed as a percentage of the labour force.

3.2 Labour Force by Occupation

Figure 5 and Table 13 illustrate Englehart and Area's labour force make up by occupation:

- Accounting for 33% of the labour force, trades, transport and equipment operators and related occupations represent the largest occupational group in the area.
- The percentage of the labour force in sales and service occupation is also large.

Figure 5: Labour Force by Occupation¹⁰, 2011



Source: McSweeney & Associates from Manifold Data Mining Inc. Superdemographics 2011.

¹⁰ Percentage calculated based on all occupations excludes occupation-not applicable.

Englehart and Area Community Profile 2011

Table 13: Labour Force by Occupation, 2011

Characteristic ¹¹	Englehart and Area	Englehart and Area (%)	Ontario (%)
Total labour force aged 15 years and over by occupation	1,356		7,502,130
Occupation - Not applicable	37	2.7	1.6
All occupations	1,319	97.3	98.4
A Management occupations	65	4.8	10.2
A0 Senior management occupations	4	0.3	1.3
A1 Specialist managers	26	1.9	3.0
A2 Managers in retail trade, food and accommodation services	26	1.9	2.8
A3 Other managers, n.e.c.	9	0.7	3.2
B Business, finance and administration occupations	131	9.7	18.6
B0 Professional occupations in business and finance	1	0.1	2.8
B1 Finance and insurance administration occupations	1	0.1	1.2
B2 Secretaries	14	1.0	1.4
B3 Administrative and regulatory occupations	11	0.8	2.2
B4 Clerical supervisors	0	0.0	0.5
B5 Clerical occupations	104	7.7	10.4
C Natural and applied sciences and related occupations	54	4.0	6.9
C0 Professional occupations in natural and applied sciences	11	0.8	4.2
C1 Technical occupations related to natural and applied sciences	43	3.2	2.8
D Health occupations	65	4.8	5.1
D0 Professional occupations in health	0	0.0	1.1
D1 Nurse supervisors and registered nurses	11	0.8	1.6
D2 Technical and related occupations in health	11	0.8	1.1
D3 Assisting occupations in support of health services	44	3.2	1.3
E Occupations in social science, education, government service and religion	115	8.5	8.3
E0 Judges, lawyers, psychologists, social workers, ministers of religion, and policy and program officers	2	0.1	2.3
E1 Teachers and professors	90	6.6	4.0
E2 Paralegals, social services workers and occupations in education and religion, n.e.c.	24	1.8	2.0
F Occupations in art, culture, recreation and sport	15	1.1	2.9
F0 Professional occupations in art and culture	0	0.0	1.3
F1 Technical occupations in art, culture, recreation and sport	15	1.1	1.6

¹¹ National Occupational Classification for Statistics 2006 – 20% sample data.

Englehart and Area Community Profile 2011

Characteristic	Englehart and Area	Englehart and Area (%)	Ontario (%)
G Sales and service occupations	278	20.5	23.2
G0 Sales and service supervisors	0	0.0	0.8
G1 Wholesale, technical, insurance, real estate sales specialists, and retail, wholesale and grain buyers	8	0.6	2.3
G2 Retail salespersons and sales clerks	18	1.3	4.5
G3 Cashiers	26	1.9	1.8
G4 Chefs and cooks	0	0.0	1.2
G5 Occupations in food and beverage service	27	2.0	1.4
G6 Occupations in protective services	0	0.0	1.6
G7 Occupations in travel and accommodation, including attendants in recreation and sport	0	0.0	0.8
G8 Child care and home support workers	47	3.5	1.4
G9 Sales and service occupations, n.e.c.	149	11.0	7.6
H Trades, transport and equipment operators and related occupations	435	32.1	13.9
H0 Contractors and supervisors in trades and transportation	1	0.1	0.7
H1 Construction trades	42	3.1	2.3
H2 Stationary engineers, power station operators and electrical trades and telecommunications occupations	22	1.6	1.0
H3 Machinists, metal forming, shaping and erecting occupations	30	2.2	1.3
H4 Mechanics	59	4.4	2.1
H5 Other trades, n.e.c.	8	0.6	0.7
H6 Heavy equipment and crane operators, including drillers	37	2.7	0.4
H7 Transportation equipment operators and related workers, excluding labourers	169	12.5	3.2
H8 Trades helpers, construction and transportation labourers and related occupations	67	4.9	2.3
I Occupations unique to primary industry	122	9.0	2.4
I0 Occupations unique to agriculture, excluding labourers	66	4.9	1.4
I1 Occupations unique to forestry operations, mining, oil and gas extraction and fishing, excluding labourers	46	3.4	0.2
I2 Primary production labourers	12	0.9	0.7
J Occupations unique to processing, manufacturing and utilities	37	2.7	7.0
J0 Supervisors in manufacturing	8	0.6	0.4
J1 Machine operators in manufacturing	6	0.4	2.5
J2 Assemblers in manufacturing	0	0.0	2.4
J3 Labourers in processing, manufacturing and utilities	23	1.7	1.6

Source: McSweeney & Associates from Manifold Data Mining Inc. Superdemographics 2011.

3.3 Labour Force by Industry

The largest percentage of the labour force in Englehart and Area (by industry) is employed in the Transportation and warehousing industry, which accounts for 15.9% of the labour force as compared to 4.6% for Ontario. The percentage of the labour force in the retail trade industry in Englehart and Area is also high. The following table indicates Englehart and Area's labour force by industry.

Table 14: Labour Force by Industry, 2011

Characteristic ¹²	Englehart and Area	Englehart and Area (%)	Ontario (%)
Total labour force 15 years and over by industry	1,356		7,502,130
Industry - Not applicable	46	3.4	1.6
All industries	1,309	96.5	98.4
11 Agriculture, forestry, fishing and hunting	110	8.1	1.7
21 Mining and oil and gas extraction	37	2.7	0.4
22 Utilities	0	0.0	0.7
23 Construction	117	8.6	5.8
31-33 Manufacturing	120	8.8	13.9
41 Wholesale trade	0	0.0	4.7
44-45 Retail trade	137	10.1	11.0
48-49 Transportation and warehousing	216	15.9	4.7
51 Information and cultural industries	21	1.5	2.6
52 Finance and insurance	10	0.7	4.9
53 Real estate and rental and leasing	9	0.7	1.9
54 Professional, scientific and technical services	32	2.4	7.3
55 Management of companies and enterprises	0	0.0	0.1
56 Administrative and support, waste management and remediation services	45	3.3	4.7
61 Educational services	111	8.2	6.6
62 Health care and social assistance	126	9.3	9.4
71 Arts, entertainment and recreation	21	1.5	2.0
72 Accommodation and food services	72	5.3	6.2
81 Other services (except public administration)	55	4.1	4.5
91 Public administration	64	4.7	5.3

Source: McSweeney & Associates from Manifold Data Mining Inc. Superdemographics 2011.

¹² North American Industry Classification System 2002 - 20% sample data.

3.4 Place of Work

The following two tables provide information on persons reporting a “usual place of work other than in their home or outside of Canada”, and reveal the following regarding labour force commuting:

- The majority of the Englehart and Area resident labour force who worked outside of Englehart and Area commuted to work in Temiskaming Shores and Kirkland Lake.
- The largest number of non-resident labour force commuting to work in Englehart and Area travelled from Timiskaming, Unorganized, West Part and Temiskaming Shores.
- 31.6% of the workers living in Englehart and Area had a usual place of work outside of Englehart and Area.
- 43.2% of workers declaring a usual place of work in Englehart and Area lived outside of Englehart and Area.

Table 15: Where the Englehart and Area Resident Labour Force Works, 2006

Place of work	Total	Male	Female
Englehart and area	335	120	220
Temiskaming Shores	120	90	30
Kirkland Lake	35	10	25
Total Resident Labour Force	490	220	275
<i>Total resident labour force with a usual place of work outside of Englehart and area</i>	<i>155</i>	<i>100</i>	<i>55</i>
<i>Percent of residents declaring a place of work outside of Englehart and area</i>	<i>31.6%</i>	<i>45.5%</i>	<i>20.0%</i>

Source: McSweeney & Associates, Statistic Canada, Commuting Flow Census Subdivisions: Sex (3) for the Employed Labour Force 15 Years and Over Having a Usual Place of Work of Census Subdivisions, Flows Greater than or Equal to 20, 2006 Census - 20% Sample Data. Statistics Canada - 2006 Census. Catalogue Number 97-561-XCB2006011.
<http://www12.statcan.gc.ca/census-recensement/2006/dp-pd/tbt/Rp-eng.cfm?TABID=1&LANG=E&A=R&APATH=3&DETAIL=0&DIM=0&FL=A&FREE=0&GC=0&GID=3558051&GK=0&GRP=1&O=D&PID=90656&PRID=0&PTYPE=88971,97154&S=1&SHOWALL=0&SUB=0&Temporal=2006&THEME=76&VID=0&VNAMEF=MEE=&VNAMEF=>

Notes:

- The value represented in the Total column does not add up to the combined Male and Female values due to rounding errors.

Englehart and Area Community Profile 2011

Table 16: Place of Residence for Persons Working in Englehart and Area, 2006

Place of residence	Total	Male	Female
Englehart and area	480	195	280
Timiskaming, Unorganized, West Part	200	60	140
Temiskaming Shores	70	55	10
Kirkland Lake	40	30	10
Armstrong	35	25	10
Casey	20	0	10
Total workforce working in Englehart and area	845	365	460
<i>Total non-resident workforce commuting to work to Englehart and area</i>	<i>365</i>	<i>170</i>	<i>180</i>
<i>Percent of workers (non-residents) commuting to work to Englehart and area</i>	<i>43.2%</i>	<i>46.6%</i>	<i>39.1%</i>

Source: McSweeney & Associates, Statistic Canada, Commuting Flow Census Subdivisions: Sex (3) for the Employed Labour Force 15 Years and Over Having a Usual Place of Work of Census Subdivisions, Flows Greater than or Equal to 20, 2006 Census - 20% Sample Data. Statistics Canada - 2006 Census. Catalogue Number 97-561-XCB2006011.

<http://www12.statcan.gc.ca/census-recensement/2006/dp-pd/tbt/Rp-eng.cfm?TABID=1&LANG=E&A=W&APATH=3&DETAIL=0&DIM=0&FL=A&FREE=0&GC=0&GID=3558051&GK=0&GRP=1&O=D&PID=90656&PRID=0&PTYPE=88971,97154&S=1&SHOWALL=0&SUB=0&Temporal=2006&THEME=76&VID=0&VNAMEE=&VNAMEF=>

Notes:

- The value represented in the Total column does not add up to the combined Male and Female values due to rounding errors.

3.5 Net Import & Export of Labour Force

The next table highlights industry sectors in which there is a net “export” or “import” of labour. In 2006, there were 1,135 jobs in Englehart and Area and an employed resident labour force of 1,060, indicating that Englehart and Area was a net “importer” of at least 75 employees. The net export/import calculation is simply the number of jobs in each of Englehart and Area's industries minus the number of Englehart and Area's residents working in that particular industry. It is important to note that the export/import numbers indicated under-represent the actual numbers of employees, as this calculation assumes all of the employed resident labour force in that industry works in Englehart and Area.

The size of the Englehart and Area resident labour force exceeds the jobs available in the following industry sectors in Englehart and Area:

- Manufacturing;
- Health care and social assistance;
- Retail trade;
- Agriculture, forestry, fishing and hunting;
- Accommodation and food services;
- Public administration.

Englehart and Area Community Profile 2011

Table 17: Net Import-Export of Labour Force for Englehart and Area, 2006

Industry (NAICS)	Jobs in Englehart and Area	Employed Resident Labour Force	Net exp (-)/imp(+) of Labour
Total - Industry - North American Industry Classification System 2002	1,135	1,060	75
Agriculture, forestry, fishing and hunting	105	75	30
Mining and oil and gas extraction	20	35	-15
Utilities	0	0	0
Construction	45	80	-35
Manufacturing	210	95	115
Wholesale trade	10	0	10
Retail trade	110	95	15
Transportation and warehousing	115	170	-55
Information and cultural industries	0	20	-20
Finance and insurance	0	10	-10
Real estate and rental and leasing	0	10	-10
Professional, scientific and technical services	20	25	-5
Management of companies and enterprises	0	0	0
Administrative and support, waste management and remediation services	25	45	-20
Educational services	85	110	-25
Health care and social assistance	180	130	50
Arts, entertainment and recreation	0	20	-20
Accommodation and food services	70	35	35
Other services (except public administration)	60	60	0
Public administration	80	45	35

Source: McSweeney & Associates from Statistics Canada, 2006 Census <http://cscroute.mah.gov.on.ca/Reddi/>.

3.6 General Wages by Occupation

The following table indicates the general wage rates for occupations in Northeastern Ontario.

Table 18: General Wages by Occupation

NOC	Category	Average Wage (\$/hour)	High Wage (\$/hour)	Low Wage (\$/hour)	Reference Period
111	Financial Managers	21.58	28.99	15	2010
	Sales, Marketing and Advertising	20.99	35.31	13.57	2010
611	Managers				
621	Retail Trade Managers	16.44	23.42	12.5	2010
	Restaurant and Food Service	15.07	23	12	2010
631	Managers				
632	Accommodation Service Managers	16.74	25	12.96	2010
711	Construction Managers	28.4	46.2	17.6	2010
	Facility Operation and Maintenance	22.05	38.53	14.29	2010
721	Managers				
1111	Financial Auditors and Accountants	22.99	33.57	13.5	2010
1121	Specialists in Human Resources	27.16	41.53	13	2010
	Supervisors, General Office and	17.19	30	10.6	2010
1211	Administrative Support Clerks				
	Supervisors, Recording, Distributing	19.13	30	11.5	2010
1215	and Scheduling Occupations				
1225	Purchasing Agents and Officers	24.37	45.54	13.5	2010
	Immigration, Employment	23.56	29.41	13.25	2010
1228	Insurance and Revenue Officers				
1231	Bookkeepers	15.94	22	11	2010
	Secretaries (Except Legal and	18.12	25.13	11	2010
1241	Medical)				
1243	Medical Secretaries	19.18	23.16	15	2010
1411	General Office Clerks	17.36	23.96	11.5	2010
	Records Management and Filing	18.12	23.1	12	2010
1413	Clerks				
	Receptionists and Switchboard	14.89	21.12	10.5	2010
1414	Operators				
1422	Data Entry Clerks	18.69	23.58	13	2010
	Customer Service Representatives -	13.74	19.24	10.4	2010
1433	Financial Services				
		18.5	24.47	12.4	2010
1441	Administrative Clerks				
	Customer Service, Information and	12.57	21.37	10.25	2010
1453	Related Clerks				
	Survey Interviewers and Statistical	15.45	18.67	10.25	2010
1454	Clerks				
1461	Mail, Postal and Related Clerks	20.57	24.15	13.9	2010
1471	Shippers and Receivers	14.4	23	10.25	2010
1472	Storekeepers and Parts Clerks	15.66	23.98	10.35	2010
1474	Purchasing and Inventory Clerks	14.2	23.2	10.25	2010

Englehart and Area Community Profile 2011

NOC	Category	Average Wage (\$/hour)	High Wage (\$/hour)	Low Wage (\$/hour)	Reference Period
1475	Dispatchers and Radio Operators	17.94	25	10.25	2010
	Geologists, Geochemists and	30.74	43.23	18	2010
2113	Geophysicists				
2131	Civil Engineers	32.57	47.38	19.52	2010
2143	Mining Engineers	49.02	--	--	2005
	Information Systems Analysts and	28.32	35.17	19	2010
2171	Consultants				
	Computer Programmers and	31.28	43.5	20.33	2010
2174	Interactive Media Developers				
	Chemical Technologists and	21.27	30	15	2010
2211	Technicians				
	Geological and Mineral	21.44	31.98	15.5	2010
2212	Technologists and Technicians				
	Biological Technologists and	22.17	27.31	18	2010
2221	Technicians				
	Forestry Technologists and	21.68	25	17.28	2010
2223	Technicians				
	Landscape and Horticultural	16.98	24.91	14.5	2010
2225	Technicians and Specialists				
	Civil Engineering Technologists and	19.22	25.2	15	2010
2231	Technicians				
2234	Construction Estimators	21.48	28.75	15.33	2010
	Electrical and Electronics	25.01	35.49	17.1	2010
	Engineering Technologists and				
2241	Technicians				
	Electronic Service Technicians	19.73	25.74	15	2010
	(Household and Business				
2242	Equipment)				
2264	Construction Inspectors	24.61	37.5	17.75	2010
	Computer and Network Operators	25.41	37.15	17	2010
2281	and Web Technicians				
2282	User Support Technicians	21.77	33.6	15	2010
3142	Physiotherapists	37.14	41.38	29.6	2010
3143	Occupational Therapists	36.56	41.55	27.99	2010
3152	Registered Nurses	35.19	41.7	25	2010
3212	Medical Laboratory Technicians	19.84	25.37	15.9	2010
3215	Medical Radiation Technologists	33.83	40.78	26	2010
	Dental Hygienists and Dental	30.86	38	24	2010
3222	Therapists				
3233	Licensed Practical Nurses	24.03	27.45	20.5	2010
	Ambulance Attendants and Other	30.23	35.71	22.5	2010
3234	Paramedical Occupations				
	Other Technical Occupations in	21.93	28.88	17	2010
3235	Therapy and Assessment				
3411	Dental Assistants	17.87	22.5	14.5	2010
	Nurse Aides, Orderlies and Patient	18.63	21.6	14.61	2010
3413	Service Associates				
	Other Assisting Occupations in	16.06	25	11	2010
3414	Support of Health Services				

Englehart and Area Community Profile 2011

NOC	Category	Average Wage (\$/hour)	High Wage (\$/hour)	Low Wage (\$/hour)	Reference Period
4121	University Professors	37.22	--	--	2010
	College and Other Vocational	32.59	--	--	2010
4131	Instructors				
4141	Secondary School Teachers	31.74	44	21.69	2010
	Elementary School and	31.15	40.77	20.48	2010
4142	Kindergarten Teachers				
4152	Social Workers	25.62	36	17.73	2010
	Family, Marriage and Other Related	22.29	30.26	17.1	2010
4153	Counsellors				
	Business Development Officers and	17.84	22.47	11.35	2010
	Marketing Researchers and				
4163	Consultants				
	Social Policy Researchers,	23.18	33.33	18.72	2010
4164	Consultants and Program Officers				
	Health Policy Researchers,	23.07	33.55	11.5	2010
4165	Consultants and Program Officers				
	Recreation, Sports and Fitness	16.11	24.72	10.25	2010
	Program Supervisors and				
4167	Consultants				
4211	Paralegal and Related Occupations	17.25	26.56	12	2010
	Community and Social Service	19.47	26.84	13.5	2010
4212	Workers				
4213	Employment Counsellors	21.97	28.51	16.5	2010
	Early Childhood Educators and	15.25	22.54	11.11	2010
4214	Assistants				
5241	Graphic Designers and Illustrators	16.65	24.95	12	2010
5244	Artisans and Craftspersons	22.09	31.4	11	2010
	Program Leaders and Instructors in	15.44	22	10.41	2010
5254	Recreation and Sport				
6211	Retail Trade Supervisors	12.25	17.22	10.25	2010
6212	Food Service Supervisors	12.04	14.87	10.5	2010
6215	Cleaning Supervisors	14.59	21.86	10.25	2010
	Technical Sales Specialists -	18.39	31.28	10.5	2010
6221	Wholesale Trade				
6231	Insurance Agents and Brokers	18.04	22.48	12.5	2010
6233	Retail and Wholesale Buyers	--	15.3	10.25	2010
6241	Chefs	15.62	22.57	10.5	2010
6242	Cooks	--	15.5	10.25	2010
6252	Bakers	--	13.5	10.25	2010
	Police Officers (Except	31.09	41.9	19.72	2010
6261	Commissioned)				
6271	Hairstylists and Barbers	--	14	10.25	2010
	Sales Representatives - Wholesale	14.87	24.89	10.5	2010
6411	Trade (Non-Technical)				
6421	Retail Salespersons and Sales Clerks	--	15.65	10.25	2010
6435	Hotel Front Desk Clerks	--	13.82	10.25	2010
6451	Maitres d'hôtel and Hosts/Hostesses	--	12	10.25	2010
6453	Food and Beverage Servers	--	12	9.5	2010
6471	Visiting Homemakers,	15.59	20	10.75	2010

Englehart and Area Community Profile 2011

NOC	Category	Average Wage (\$/hour)	High Wage (\$/hour)	Low Wage (\$/hour)	Reference Period
	Housekeepers and Related Occupations				
6472	Elementary and Secondary School Teacher Assistants	21.39	25.55	14.42	2010
6482	Estheticians, Electrologists and Related Occupations	12.71	18	10.25	2010
6611	Cashiers	--	12.3	10.25	2010
6621	Service Station Attendants	--	12.78	10.25	2010
6622	Grocery Clerks and Store Shelf Stockers	--	13.5	10.25	2010
6623	Other Elemental Sales Occupations	--	13	10.25	2010
6641	Food Counter Attendants, Kitchen Helpers and Related Occupations	12.14	18.92	10.25	2010
6651	Security Guards and Related Occupations	13.99	22.83	10.25	2010
6661	Light Duty Cleaners	12.81	19.9	10.25	2010
6662	Specialized Cleaners	--	17	10.25	2010
6663	Janitors, Caretakers and Building Superintendents	14.56	21.19	10.25	2010
6671	Operators and Attendants in Amusement, Recreation and Sport	12.63	20	10.25	2010
7212	Contractors and Supervisors, Electrical Trades and Telecommunications Occupations	32.17	50	17.89	2010
7215	Contractors and Supervisors, Carpentry Trades	24.34	36.26	16	2010
7216	Contractors and Supervisors, Mechanic Trades	25.15	39.5	13.16	2010
7217	Contractors and Supervisors, Heavy Construction Equipment Crews	23.76	35	15	2010
7219	Contractors and Supervisors, Other Construction Trades, Installers, Repairers and Servicers	21.47	31.6	14	2010
7231	Machinists and Machining and Tooling Inspectors	23.3	30.63	15	2010
7241	Electricians (Except Industrial and Power System)	28.11	37.7	15	2010
7242	Industrial Electricians	27.42	35	20	2010
7251	Plumbers	23.61	34.39	15	2010
7252	Steamfitters, Pipefitters and Sprinkler System Installers	32.69	40.12	20.25	2010
7253	Gas Fitters	18.91	28	13	2010
7261	Sheet Metal Workers	25.24	33.18	16	2010
7262	Boilermakers	31.74	40	20	2010
7263	Structural Metal and Platework Fabricators and Fitters	21.76	28	16	2010
7264	Ironworkers	31.96	36	25	2010
7265	Welders and Related Machine Operators	23.76	34.94	15.9	2010
7271	Carpenters	22.16	31.6	15	2010

Englehart and Area Community Profile 2011

NOC	Category	Average Wage (\$/hour)	High Wage (\$/hour)	Low Wage (\$/hour)	Reference Period
7281	Bricklayers	29.13	35	17	2010
7284	Plasterers, Drywall Installers and Finishers and Lathers	23.87	31.6	15	2010
7291	Roofers and Shinglers	17.63	25	14	2010
7293	Insulators	22.19	34.72	14	2010
7294	Painters and Decorators	18.18	25	14	2010
7311	Construction Millwrights and Industrial Mechanics (Except Textile)	27.45	35.77	18.95	2010
7312	Heavy-Duty Equipment Mechanics	24.7	--	--	2010
7321	Automotive Service Technicians, Truck Mechanics and Mechanical Repairers	17.93	25.3	12	2010
7322	Motor Vehicle Body Repairers	17.9	25.88	11	2010
7335	Other Small Engine and Equipment Mechanics	14	20	10.25	2010
7351	Stationary Engineers and Auxiliary Equipment Operators	27.96	35	21.43	2010
7371	Crane Operators	28.39	36	17.26	2010
7372	Drillers and Blasters - Surface Mining, Quarrying and Construction	23.07	28	18	2010
7411	Truck Drivers	18.67	23.1	15	2010
7412	Bus Drivers and Subway and Other Transit Operators	14.85	24.29	11	2010
7414	Delivery and Courier Service Drivers	14.43	21	10.25	2010
7421	Heavy Equipment Operators (Except Crane)	21.2	28.87	16.38	2010
7432	Railway Track Maintenance Workers	23.56	28	19.5	2010
7441	Residential and Commercial Installers and Servicers	15.33	20	11.25	2010
7443	Automotive Mechanical Installers and Servicers	12.29	18	10.25	2010
7452	Material Handlers	16.01	24	10.53	2010
7611	Construction Trades Helpers and Labourers	16.53	24.55	12	2010
7612	Other Trades Helpers and Labourers	16.73	28	10.25	2010
7621	Public Works and Maintenance Labourers	21.9	--	--	2010
7622	Railway and Motor Transport Labourers	16.83	21.84	12	2010
8221	Supervisors, Mining and Quarrying	31.44	47.5	20	2010
8231	Underground Production and Development Miners	27.61	45	19.48	2010
8241	Logging Machinery Operators	20.74	26.62	16	2010
8411	Underground Mine Service and Support Workers	33.11	--	--	2005
8421	Chainsaw and Skidder Operators	20.55	26.62	16	2010
8422	Silviculture and Forestry Workers	19.97	24.98	14	2010

Englehart and Area Community Profile 2011

NOC	Category	Average Wage (\$/hour)	High Wage (\$/hour)	Low Wage (\$/hour)	Reference Period
8431	General Farm Workers	12.46	16.25	10.25	2010
	Landscaping and Grounds	12.92	19.57	10.25	2010
8612	Maintenance Labourers				
8614	Mine Labourers	21.93	33	17.5	2010
8616	Logging and Forestry Labourers	15.39	22.48	11	2010
	Central Control and Process Operators, Mineral and Metal Processing	28.44	30.65	24	2010
9231	Machine Operators, Mineral and Metal Processing	24.83	30.49	14	2010
9411	Concrete, Clay and Stone Forming Operators	17.81	20.27	13	2010
9414	Sawmill Machine Operators	21.42	24	14.25	2010
9496	Painters and Coaters - Industrial	18.3	28	12	2010
9511	Machining Tool Operators	17.27	24.42	12	2010
9612	Labourers in Metal Fabrication	14.81	21.43	12	2010
	Labourers in Chemical Products Processing and Utilities	17	25	11.25	2010
9613	Labourers in Wood, Pulp and Paper Processing	19.64	24.48	13	2010
9614	Labourers in Rubber and Plastic Products Manufacturing	18.24	23	12.45	2010
9615	Labourers in Food, Beverage and Tobacco Processing	--	16.5	10.25	2010
9617	Other Labourers in Processing, Manufacturing and Utilities	14.24	20.28	10.25	2010
9619					

Source: Produced by Human Resources and Skills Development Canada's Labour Market Information Service, Report generated on October 19, 2011, <http://www.labourmarketinformation.ca>

4 Key Industries

4.1 Largest Employers

Table 19: Largest Private Sector Employers, Englehart and Area

Name	Year Established	Product or Service	Sector	No. of Employees (approximate)
Georgia Pacific	1983 (approx.)	Wafer/particle board		160
Agriculture and supporting Industries ¹³			Agriculture	86
North View Nursing Home		Long-term care facility		75
Aidie Creek Gardens	1968	Green house/Pick your own strawberries/tree nursery	Agriculture	varies/seasonal
Wayne Lafrance Logging	1990	"Stump to Dump" Contractor/ Equipment Floating and Rentals as well as Custom work	Logging and Mining	27
Thibs Value Mart		Grocery Store	Retail	25
First Resource Management Group				20
Englehart Animal Hospital		Emergency and standard animal care		17
Olde Towne Inn	Pre 1981	Restaurant & Motel	Service Sector	17
Lafromboise				16
Community Living Temiskaming South - Residence	2004	Assisted Living Residence		10

Source: McSweeney & Associates from Township of Evanturel, Town of Englehart, Municipality of Charlton and Dack and Township of Chamberlain.

¹³ Information for Agricultural and supporting industries employment taken from *Temiskaming District Agricultural Economic Sector Profile* (2009).

Table 20: Largest Public Sector Employers, Englehart and Area

Name	Sector	No. of Employees (approximate)
Ontario Northland Railway	Transportation	1000 overall (65 Englehart)
Englehart Hospital	Health Care	75
District School Board Ontario North East	Schools	45
Englehart & Area	Government	28
Northeastern Catholic School Board	Schools	16
Timiskaming Child & Family Services	Government	15
Englehart & Area OPP	Government	11
Timiskaming Health Unit	Health Care	6

Source: McSweeney & Associates from Township of Evanturel, Town of Englehart, Municipality of Charlton and Dack and Township of Chamberlain

5 Transportation Facilities

5.1 Highways

Major arterial highways serving the region:

- Highway 11 (trans-Canada highway) runs directly through Englehart and Area

Table 21: Distance to Urban Centres

Distance to Major Urban Centres	Englehart and Area	
	Km	Miles
Timmins	171	106
Sudbury	258	160
Ingersoll	663	412
Kingston	711	442
Kitchener/Waterloo	616	383
London	701	436
Montreal	752	467
North Bay	198	123
Ottawa	554	344
St. Catharines	633	393
Sault Ste. Marie	568	353
Thunder Bay	901	560
Toronto	538	334
Windsor	871	541
Sault St. Marie	568	353
Kirkland Lake	52	32

Source: McSweeney & Associates from <http://maps.google.ca>

Table 22: Distance to Major US Border Crossings

Distance to Border Crossings	Englehart and Area	
	Km	Miles
Massena/Cornwall	655	407
Ogdensburg/Prescott	620	385
Alexandria Bay/Ivy Lea	678	421
Lewiston/Queenston	649	403
Niagara Falls/Niagara Falls	650	404
Buffalo/Fort Erie	675	419
Detroit/Windsor	871	541
Port Huron/Sarnia	795	494
Sault Ste. Marie/Sault Ste. Marie	568	353
Grand Portage/Thunder Bay	901	560
International Falls/Fort Frances	1248	775
Baudette/Rainy River	1226	762

Source: McSweeney & Associates from <http://maps.google.ca>

5.2 Rail Service

Ontario Northland

555 Oak Street East

North Bay, ON

P1B 8L3

Phone: 705-472-4500 or 1-800-363-7512 x0

Fax: 705-476-5598

Email: info@ontarionorthland.ca

Web: www.ontarionorthland.ca

System map: <http://www.ontarionorthland.ca/en/images/ONTCfreight2.pdf>

The Rail Services division of Ontario Northland provides freight transportation to industries in northeastern Ontario and northwestern Quebec on a 700 mile rail system, which spans from Moosonee to North Bay and from Calstock to Rouyn-Noranda, Quebec. Ontario Northland connects with CN and CP as part of a North American network of railways providing freight services to and from locations throughout the continent, including import/export traffic from seaports

Ontario Northland is primarily engaged in providing rail freight services for the transportation of mineral and forest products, chemicals, petroleum and other products to and from northeastern Ontario and northwestern Quebec. In addition to rail freight, Ontario Northland operates express freight services between Cochrane and Moosonee.

Ontario Northland provides also both passenger rail service and bus transportation through Englehart. The Northlander operates 6 days per week (Sunday-Friday), north to Cochrane and south to Toronto with stops in between. Bus service is also available through Englehart 7 days/week. The Northlander departs Englehart for Toronto at 10:20am and Cochrane at 5:05 pm. Ontario Northland provides Bus Parcel Express service, a shipping solution for packages and documents station-to-station, almost anywhere in Canada.

Englehart Location

Corner of 3rd Street and 3rd Avenue

PO Box 310

Englehart, ON P0J 1H0

Phone: 705-544-7531

Fax: 705-544-2129

Hours of operation:

Sunday to Friday: 8:00 a.m. to 4:00 p.m.

Saturday: Closed

Schedules and Fares: <http://www.ontarionorthland.ca/en/index.php/passenger-trains-and-buses/bus-scheduled-routes>

Bus Parcel Express: <http://www.ontarionorthland.ca/en/index.php/bus-parcel-express-shipment/information-bpx>

Web: www.ontarionorthland.ca/en/contact/contact.html

System map: www.ontarionorthland.ca/en/railfreight/systemmap.html

Other Contact Information:

Ontario Northland Rail-Freight

Customer Service: 705-472-4500 or 1-800-363-7512 x262

Accounting: 1-800-363-7512

Rail Traffic Control/ Emergency Response: 705-544-2292 x141

24 hours/7 days per week: 1-800-558-4129 x141

Train and Motor Coach Passengers

(schedules, fares and bus parcel express): 1-800-461-8558

Email: passengercare@ontarionorthland.ca

Polar Bear Express and Dream Catcher Express Information and Reservations: 1-800-265-2356

Motor Coach Charters and Rentals: 1-800-363-7512 x538

Human Resources Department

555 Oak Street East

North Bay, ON P1B 8L3

Fax: 705-475-5055

E-mail: jobs@ontarionorthland.ca

Refurbishment Division

Claude Paquette

Director of Refurbishment Division

Phone: 705-472-4500 or 1-800-363-7512 x299

Email: cpaquette@ontarionorthland.ca

Marketing and Media

Phone: 705-472-4500 or 1-800-363-7512 x529

Email: pr@ontarionorthland.ca

Most carload freight shipments are moved on regularly scheduled freight trains connecting with other Canadian railways: Canadian National (CN) and CP Rail System (CPRS). Ontario Northland is part of a North American network of railways providing freight services to and from locations throughout North America, including import/export traffic from seaports. Special train movements for heavy or dimensional loads are also handled by Ontario Northland.

Intermodal Terminals:

The nearest intermodal terminal is located in Toronto.

Airport Road & Intermodal Drive

76 Intermodal Drive

Brampton, ON

L6T 5K1

Web: www.cn.ca/en/shipping-how-intermodal-terminals.htm

5.3 Airports

Earlton-Timiskaming Regional Airport (Domestic Airport)

Harold Cameron

Earlton-Timiskaming Regional Airport Manager

PO Box 99

Earlton, ON

P0J 1E0

Phone: 705-563-2215

Fax: 705-563-2299

Email: info@timiskairport.com

Web: <http://www.timiskairport.com/home/>

Earlton – Timiskaming Regional Airport was built in 1936. In 1954 it was upgraded to handle bigger airplanes and jets. Our Airport is Transport Canada CERTIFIED. It is located 2 km. southwest of the Town of Earlton.

The Airport is operational 24 hours per day, 7 days per week, and is capable of supporting both VFR and IFR operations. The main runway 08-26 is 6000' by 150' paved, with an NDB approach on the 26 end, and a GPS approach on 08. This runway can accommodate a Boeing 737 jet. Our secondary runway 16-34 is gravel, 3019' X 150', and is only open seasonally. Both runways are provided with ARCAL airfield lighting.

Weather updates, METARs, and TAFs are provided by an AWOS system located at the Airport, and operated by NavCanada. There is also access to on-site weather cameras with real-time updates on the NavCanada website. Environment Canada also operates a weather observation array at the Airport.

The airport provides fuel services for Jet A1 with prist and 100LL Avgas during our regular posted hours of service, and are always on call for a call-out fee.

With no support from the Federal, or Provincial governments, they rely on the support of the contributing municipalities of the Temiskaming area who are represented on the Joint Airport Municipal Services Board. This board directs the operation of the Airport.

The Airport provides for Air Ambulance, commercial, charter, Military, courier, private, tourist, and other aviation functions. It is also prominent as an Emergency Evacuation area, with its own power supply, and ability to handle situations which may arise. The landing fee for private light airplanes has been removed on a trial basis to encourage General Aviation to use our facility. There is an aircraft maintenance operation based here.

The Airport encompasses 700 acres of property. There is agricultural activity on the 400 acres of tile-drained land that is leased at this time. The rest is maintained as Airport property, and is available for development.

North Bay Jack Garland Airport (Domestic Airport)

50 Terminal Street, Suite 1

North Bay, ON

Canada P1B 8G2

Phone: 705-474-3020

Fax: 705-472-9867

Email: AirportManager@northbayairport.com

Web: <http://www.northbayairport.com/main.asp>

Just minutes from the downtown core, the municipally-owned North Bay Jack Garland Airport is served by several air carriers and charter operators with daily flights to Toronto and Ottawa. This provides national and international connector service for North Bay and other Northern Ontario communities.

North Bay's Jack Garland Airport is an ideal location for aerospace testing and evaluation programs. It offers:

- runways that can accommodate all aircraft types; the main one is 10,000' followed by a second runway at 4,500' and a third which is a dedicated Flight-and Ground-Test Runway 13/31;
- operational schedules that can accommodate intensive periods of runway use;
- ample ground facilities;
- weather conditions that (seasonally) can be representative of almost any airport in the world;
- reserved Flight-test airspace.

Timmins Victor M. Power Airport (Domestic Airport)

Timmins, ON

P4N 1B3

Phone: 705-360-2636

Security: 705-360-2637

Fax: 705-360-2675

Email: airport@timmins.ca

Web: <http://portal.timmins.ca/portal/en/timmins/residents/airport>

Timmins Airport is one of the largest airports in Northern Ontario. The Airport is a convenient gateway to Toronto and northern communities. The airport serves as an administration and maintenance centre for Air Creebec; a base for recreational, business and private operators. It also serves as a flight training centre, an aircraft maintenance and emergency medical transportation hub.

The ministry of natural resources uses the airport as a district base for fighting forest fires. The Timmins Airport is also a growing hub for air cargo. Serving more than 100,000 passengers annually, the Timmins Airport is approximately 11 kilometres north of the city business district. The airport has two runways (main runway is 6,000 feet and secondary runway is 4,900 feet), a flight service station, precision landing aids and a 24 hour weather reporting operation. Esso fueling stations are located at the airport for full aviation and aircraft servicing requirements.

The Timmins Airport serves a much larger market than the City of Timmins. Based on its strategic location in the heart of Northeastern Ontario, Timmins has become the focal point for transportation and communications as well as some government services for the region. Timmins is a hub airport serving the air traveler and cargo needs of an encompassing market area of 160,000 people.

City of Greater Sudbury Airport (Domestic Airport)

Box 3014, 2621 Skead Road, Unit 1

Garson, ON

P3L 1V4

Phone: 705-693-2514

Fax: 705-693-2937

Email: airport@greatersudbury.ca

Web:

http://www.greatersudbury.ca/cms/index.cfm?app=div_airport&lang=en&currID=7086&parID=1304

Sudbury Airport was constructed in 1952 by the Department of National Defence as an Emergency Landing strip for its jet fighters (CF-100 aircraft) out of North Bay, Ontario. A 6,600 foot runway was constructed.

A terminal building was built by the City of Sudbury with contributions from Inco, Falconbridge Nickel Mines and the Department of Transport. It was completed on February 28, 1955. At the same time, a second runway measuring 5,000 feet was constructed. Sudbury Airport is operational 24 hours per day, 7 days per week. It is capable of supporting both VFR and IFR operations down to Non-Standard Cat II precision approach limits and departures in visibilities down to ½ statute mile. Nav Canada operates the Flight Service Station.

The manoeuvring area consists of two intersecting runways and a joining taxiway system, a public apron (Apron I) and a private apron (Apron II). The primary runway (04-22) is 6,600 feet long by 200 feet wide asphalt. The secondary asphalt runway (12-30) is 5,000 feet long by 150 feet wide.

Apron 1 is used by scheduled air carriers and has an approximate area of 7, 425 square metres of concrete ramp area (165 x 45 metres) and 2,475 square metres of asphalt staging area (165 x 15 metres).

Thunder Bay International Airport Authority Inc. (International Airport)

TBIAA Inc. Administration

Thunder Bay International Airports Authority Inc.

340-100 Princess Street

Thunder Bay, ON

P7E 6S2

Phone: 807-473-2600

Fax: 807-475-9627

Email: bushbys@tbairport.on.ca

Web: www.tbairport.on.ca

Thunder Bay International Airport Authority is a not-for-profit organization dedicated to the maintenance and operation of the YQT Thunder Bay Airport and facilities. Operating since 1997, TBIAA Inc. believes that "being better means being different". A dedicated staff of over 25 employees contribute to the operation, management and maintenance of the facilities in Thunder Bay. Thunder Bay International Airport is the only airport in Canada that does not charge an Airport Improvement Fee to passengers.

Toronto Pearson International Airport (International Airport)

Greater Toronto Airports Authority
Toronto Pearson International Airport
PO Box 6031, 3111 Convair Drive
Toronto AMF, ON
L5P 1B2
Phone: 416-776-9892
Web: www.taa.com/en/travellers/airport_information/

Toronto Pearson International Airport, also known as Lester B. Pearson International Airport or simply Toronto Pearson (IATA: YYZ, ICAO: CYYZ), is a major international airport serving Toronto, Ontario, Canada, situated 27 km (17 mi) northwest of Downtown Toronto in the city of Mississauga. It is the busiest airport in Canada and the primary hub of flag carrier Air Canada and is also a hub for Air Canada Jazz, WestJet, Air Transat, Sunwing Airlines, and Skyservice. The airport is operated by Greater Toronto Airports Authority as part of Transport Canada's National Airports System. It is one of eight Canadian airports with facilities for United States border preclearance.

Toronto Pearson handled 32.3 million passengers and 430,588 aircraft movements in 2008. It has 5 runways and with the longest runway being 11,120 feet.

Ottawa International Airport (International Airport)

Ottawa International Airport Authority
1000 Airport Parkway Private, Suite 2500
Ottawa, ON
K1V 9B4
Web: <http://www.ottawa-airport.ca/>

For general information by phone, please call the Information Kiosks (Infoguide) between 9:00 a.m. and 9:00 p.m., seven days per week, at 613-248-2125 or 613-248-2141 or the Airport Authority Office between 8:00 a.m. to 4:00 p.m. Monday to Friday at 613-248-2000.

5.4 Port

Michipicoten Harbour (Local Port)

Superior Aggregates Company

Box 3

Michipicoten Harbour

Wawa, ON

P0S 1K0

Phone: 705-856-0606

Fax: 705-856-9783

Email: info@superioraggregates.com

Web: http://www.superioraggregates.com/history_harbour.html

The Michipicoten Harbour has played an important role in the development of Northern Ontario for more than 100 years. Now owned by Superior Aggregates, the harbour and the wharf have been in use since the mid 1880's when they were a main depot for the delivery of rail and other supplies for the construction of the Trans Canada Railway.

Port of Sault Ste. Marie (Private)

1301 West Easterday Avenue

Sault Ste. Marie, MI 49783

United States

Phone: 906-635-9131

Fax: 906-635-1999

Web: http://www.city.sault-ste-marie.on.ca/Open_Page.aspx?ID=188&deptid=1

The Port of Sault Ste. Marie is located on the St. Mary's River and Lake Superior. Commercial port infrastructure at Sault Ste. Marie is privately owned and operated by Essar Algoma Steel and Purvis Marine. Essar Algoma Steel has major capacity constraints due to limited docking space at present, which at times requires ships to go into a holding pattern or be anchored before unloading.

James Bay/Hudson Bay

James Bay (French: Baie James) is a large body of water on the southern end of Hudson Bay in Canada. Both bodies of water extend from the Arctic Ocean. James Bay borders the provinces of Quebec and Ontario; islands within the bay (the largest of which is Akimiski Island) are part of Nunavut. The James Bay watershed is the site of several major hydroelectric projects, and is also a destination for river-based recreation.

Fisher Harbour

The Gateway to all of Northern Ontario, Fisher Harbour is located 37 km south of Espanola on Little Lacloche Island. A full service onload/offload facility, it is fully accessible from the Great Lakes Waterway and via Highway 6 and 17. Fisher Harbour offers unlimited storage capacity and offloading of ships at 4000 tonnes per hour. The docking facilities can handle any of the biggest ships on the Great Lakes Waterway.

Web: [http://www.fisher-wavy.com/harbour\(1\).htm](http://www.fisher-wavy.com/harbour(1).htm)

Port of Toronto (Ocean Port)

The Toronto Port Authority
60 Harbour Street
Toronto, ON M5J 1B7
Phone: 416-863-2000
Fax: 416-863-4830
Email: info@torontoport.com
Web: <http://www.torontoport.com/index.asp>

The Port of Toronto, adjacent to Canada's largest business, industrial, and cultural centre has the perfect port profile. With over 50 acres of paved marshalling area, we offer all the services you need from long/short-term storage to Canada customs-bonded heated warehousing. The Port of Toronto provides immediate access to marine routes, major highways and rail facilities, serving as a transportation hub for a much wider market, including all of Ontario, Northwestern Quebec, Midwest Canada and Northeastern U.S.A.

5.5 Bus

Ontario Northland

555 Oak Street East
North Bay, ON
P1B 8L3
Phone: 705-472-4500 or 1-800-363-7512 x0
Fax: 705-476-5598
Email: minfo@ontc.on.ca
Web: www.ontarionorthland.ca/en/contact/contact.html
System map: www.ontarionorthland.ca/en/railfreight/systemmap.html

Ontario Northland is primarily engaged in providing rail freight services for the transportation of mineral and forest products, chemicals, petroleum and other products to and from northeastern Ontario and northwestern Quebec. In addition to rail freight, Ontario Northland operates express freight services between Cochrane and Moosonee. Most carload freight shipments are moved on regularly scheduled freight trains connecting with other Canadian railways: Canadian National (CN) and CP Rail System (CPRS). Ontario Northland is part of a North American network of railways providing freight services to and from locations throughout North America, including import/export traffic from seaports. Special train movements for heavy or dimensional loads are also handled by Ontario Northland.

Englehart ONTC Station

Corner of 3rd Street and 3rd Avenue
PO Box 310
Englehart, ON P0J 1H0
Phone: 705-544-7531
Fax: 705-544-2129
Hours of Operation: Sunday to Friday- 8:00am to 4:00pm, Saturday – Closed
Services: Bus service, rail service, full parcel express service

6 Taxes and Utilities

6.1 Local Property Tax Rates

Table 23: Property Tax Rates - Total Tax Rates, 2011

Property Class	Evanturel	Englehart	Charlton and Dack	Chamberlain
Residential/ Farm (RT)	0.01108128	0.0198910	0.01617458	0.0121604
Multi-Residential	N/A	0.0271490	N/A	N/A
Farm (FT)	0.00277032	N/A	0.00404364	0.0030401
Commercial (CT)	0.02131951	0.03029600	0.02993749	0.01350943
Commercial Excess/Vacant (CU)	0.01492365	0.02120700	0.02095624	N/A
Industrial (IT)	N/A	0.03993200	0.03271041	0.01507645
Industrial Vacant Units/Excess Land (IU)	N/A	0.02595580	0.02126176	N/A
Large Industrial (LT)	0.01840245	N/A	N/A	N/A
Pipeline (PT)	0.02176642	0.03127000	0.02358821	0.02660002
Managed Forests (TT)	N/A	N/A	N/A	0.0030401

Source: Township of Evanturel, Town of Englehart, Municipality of Charlton and Dack and Township of Chamberlain

6.2 Federal and Provincial Income Tax Rates

Table 24: Corporate Taxes – Non-Canadian Controlled¹⁴

Corporate Tax Rates – Non-Canadian Controlled	2011	2012
Combined Federal and Provincial	%	%
General/Manufacturing and Processing/Investment	26.5	25
General; Active Business Income	28.5/28.0	26.5/26.0
Investment Income	28.5/28.0	26.5/26.0

Source: <http://www.kpmg.ca/en/services/tax/taxrates.html>

Table 25: Corporate Taxes – Canadian Controlled¹⁵

Corporate Tax Rates - Canadian Controlled	2011	2012
Combined Federal and Provincial	%	%
General/Manufacturing and Processing/Investment	15.5	15.5
General; Active Business Income	28.5/28.0	26.5/26.0
Investment Income	46.7/46.2	46.2/45.7

Source: <http://www.kpmg.ca/en/services/tax/taxrates.html>

¹⁴ Ontario's general corporate income tax rate started decreasing on July 1, 2010 and will continue to decrease each July 1 thereafter until it reaches a target rate of 10% on July 1, 2013. The rate will further decrease as follows: from 12% to 11.5% in 2011, to 11% in 2012 and to 10% in 2013.

The province's 2009 budget also proposes to decrease the M&P income tax rate from 12% to 10%, effective July 1, 2010.

¹⁵ Ontario's general corporate income tax rate started decreasing on July 1, 2010 and will continue to decrease each July 1 thereafter until it reaches a target rate of 10% on July 1, 2013. The rate will further decrease as follows: from 12% to 11.5% in 2011, to 11% in 2012 and to 10% in 2013. The rate will decrease as follows: to 11.5% in 2011, to 11% in 2012 and to 10% in 2013. The province's 2009 budget also proposes to decrease the small business income tax rate from 5.5% to 4.5% effective July 1, 2010. Ontario levies a surtax at a rate of 4.25% on CCPCs claiming the Ontario small business deduction in order to gradually reduce the benefit of the deduction where taxable income exceeds the small business income threshold. Based on the small business limit of \$500,000 the phase-put range for the application of the surtax is between \$500,000 and \$1.5 million. The province's 2009 budget proposes to eliminate this small business deduction surtax, effective July 1, 2010.

Englehart and Area Community Profile 2011

Table 26: Ontario's Capital Tax Elimination Plan

Date	Deduction (\$M)	*M&P and Resources	Regular Corporations	First \$400M of Taxable Capital	Taxable Capital above \$400M		
					Non-Deposit Taking	Deposit Taking	
		Eliminated					
4-Jan-09	15		0.225	0.45	0.54	0.675	
5-Jan-10	15		0.15	0.3	0.36	0.45	
1-Jul-10	Eliminated						

Source: <http://www.kpmg.ca/en/services/tax/taxrates.html> and <http://www.fin.gov.on.ca/english/budget/ontariobudgets/2008/chpt3.html>

Table 27: Personal Income Tax, 2010

Taxable Income (\$CDN)	2010 Marginal Tax Rates			
	Marginal Rate	Capital Gains	Canadian Dividends	
			Eligible Dividends	Small Business Dividends
first \$37,774	20.05%	10.03%	-3.93%	2.77%
over \$37,774 up to \$41,554	24.15%	12.08%	1.85%	7.90%
over \$41,554 up to \$66,514	31.15%	15.58%	11.72%	16.65%
over \$66,514 up to \$75,550	32.98%	16.49%	12.50%	17.81%
over \$75,550 up to \$78,361	35.39%	17.70%	15.90%	20.82%
over \$78,361 up to \$83,088	39.41%	19.70%	18.32%	23.82%
over \$83,088 up to \$128,800	43.41%	21.70%	23.96%	28.82%
over \$128,800	46.41%	23.20%	28.19%	32.57%

Source: <http://www.taxtips.ca>

Table 28: Sales Tax

Sales Tax	2011	After July 1, 2010
GST (goods and services tax)	5%	
PST (provincial sale tax or retail sales tax)	8%	
HST (harmonized sales tax)		13%

Source: <http://www.cra-arc.gc.ca/tx/bsnss/tpcs/gst-tps/rtg-eng.html>

6.3 Electricity

Service Provider: Hydro One

Phone: 1-888-664-1122

Web: www.hydroone.com

Table 29: Hydro One Residential Electricity Rates

Electricity rates effective Nov. 1, 2011	Urban High Density	Medium Density	Low Density
1. Electricity:			
Time-of-Use Prices			
Off-Peak	5.9¢	5.9¢	5.9¢
Mid-Peak	8.9¢	8.9¢	8.9¢
On-Peak	10.7¢	10.7¢	10.7¢
RPP Prices			
First 600 kWh per month (adjusted usage - ¢/kWh)	6.8¢	6.8¢	6.8¢
Additional kWh (adjusted usage - ¢/kWh)	7.9¢	7.9¢	7.9¢
2. Delivery:			
Distribution service charge : (\$/month)	\$18.70	\$23.99	\$32.11†
Distribution volume charge: (metered usage - ¢/kWh)*	2.859¢	3.267¢	3.546¢
Transmission network charge: (adjusted usage - ¢/kWh)	0.575¢	0.585¢	0.574¢
Transmission connection charge: (adjusted usage - ¢/kWh)	0.456¢	0.464¢	0.440¢
3. Regulatory charges:			
Standard supply service: administration charge (\$/month)	\$0.25*	\$0.25*	\$0.25*
Rural rate protection charge: (adjusted usage - ¢/kWh)	0.13¢	0.13¢	0.13¢
Wholesale market service rate: (adjusted usage - ¢/kWh)	0.52¢	0.52¢	0.52¢
4. Debt Retirement charge (metered usage - ¢/kWh):	0.70¢	0.70¢	0.70¢
5. Adjustment Factor	1.078	1.085	1.092
<p>* If you've enrolled with a retailer, the \$0.25 standard supply service administration charge will be deducted from the Regulatory charges on your bill.</p> <p>† Under the Ontario Energy Board Act, and associated regulation, qualifying year-round residences are eligible to receive Rural or Remote Rate Protection (RRRP). The Delivery charge for Residential - Low Density includes the applicable credit of \$28.50.</p>			

Source: Hydro One Networks,

<http://www.hydroone.com/REGULATORYAFFAIRS/RATESPRICES/Pages/ResidentialDeliveryRates.aspx>

Table 30: Hydro One Small Business Electricity Rates (< 50 kW/month)

Electricity rates effective Nov. 1, 2011	General Service - Urban Energy	General Service - Energy
1. Electricity - up to 250,000 kWh/year:		
Time-of-Use Prices (as of May 1, 2011)		
Off-Peak	5.9¢	5.9¢
Mid-Peak	8.9¢	8.9¢
On-Peak	10.7¢	10.7¢
RPP Prices (as of May 1, 2011)		
First 750 kWh per month (adjusted usage - ¢/kWh)	6.8¢	6.8¢
Additional kWh (adjusted usage - ¢/kWh)	7.9¢	7.9¢
2. Delivery:		
- Distribution service charge (\$/month)	\$18.25	\$40.04
- Distribution volume charge (metered usage - ¢/kWh)	2.256¢	3.892¢
- Transmission network charge (adjusted usage - ¢/kWh)	0.445¢	0.431¢
- Transmission connection charge (adjusted usage - ¢/kWh)	0.335¢	0.329¢
3. Regulatory charges:		
- Standard supply service administration charge (\$/kWh)	\$0.25*	\$0.25*
- Rural rate protection charge (adjusted usage - ¢/kWh)		
- Wholesale market service rate (adjusted usage - ¢/kWh)	0.52¢	0.52¢
4. Debt retirement charge (metered usage - ¢/kWh):	0.70¢	0.70¢
* If you've enrolled with a retailer, the \$0.25 standard supply service administration charge will be deducted from the Regulatory charges on your bill.		

Source: Hydro One Networks,
<http://www.hydroone.com/RegulatoryAffairs/RatesPrices/Pages/SmallBusinessDeliveryRates.aspx>.

Englehart and Area Community Profile 2011

Table 31: Hydro One Small Business Electricity Rates (> 50 kW/month)

Electricity rates effective Nov. 1, 2011	General Service - Urban Demand	General Service - Demand
1. Electricity - up to 250,000 kWh/year:		
Time-of-Use Prices (as of May 1, 2011)		
Off-Peak	5.9¢	5.9¢
Mid-Peak	8.9¢	8.9¢
On-Peak	10.7¢	10.7¢
RPP Prices (as of May 1, 2011)		
- First 750 kWh per month (¢/kWh)	6.8¢	6.8¢
- Additional kWh (¢/kWh)	7.9¢	7.9¢
Electricity - over 250,000 kWh/year with a conventional meter (¢/kWh):	weighted average spot market price or retailer contract	weighted average spot market price or retailer contract
Electricity - over 250,000 kWh/year with an interval meter (¢/kWh):	spot market price or retailer contract	spot market price or retailer contract
2. Delivery:		
- Distribution service charge (\$/month)	\$38.14	\$52.50
- Distribution volume charge (billed demand - \$/kW)	\$7.92	\$10.31
- Transmission network charge (billed demand - \$/kW)	\$1.54	\$1.48
- Transmission connection charge (billed demand - \$/kW)	\$1.16	\$1.11
3. Regulatory charges:		
- Standard supply service administration charge (\$/month)	\$0.25*	\$0.25*
- Rural rate protection charge (adjusted usage - ¢/kWh)	0.13¢	0.13¢
- Wholesale market service rate (adjusted usage - ¢/kWh)	0.52¢	0.52¢
4. Debt retirement charge (metered usage - ¢/kWh)	0.70¢	0.70¢
* If you've enrolled with a retailer, the \$0.25 standard supply service administration charge will be deducted from the Regulatory charges on your bill.		

Source: Hydro One Networks,
<http://www.hydroone.com/RegulatoryAffairs/RatesPrices/Pages/SmallBusinessDeliveryRates.aspx>

6.4 Natural Gas

Service Provider: Union Gas

Phone: 1-877-969-0999

Web: www.uniongas.com

Union Gas Limited is a major Canadian natural gas utility that provides energy delivery and related services to about 1.3 million residential, commercial and industrial customers in over 400 communities in northern, southwestern and eastern Ontario. Union Gas has assets of approximately \$4 billion and employs about 2,200 people. Union Gas is a Spectra Energy Company.

Union Gas distribution service area extends throughout northern Ontario from the Manitoba border to the North Bay/Muskoka area, through southwestern Ontario from Windsor to just west of Toronto, and across eastern Ontario from Port Hope to Cornwall. Union Gas also provides natural gas storage and transportation services for other utilities and energy market participants in Ontario, Quebec and the United States. Union Gas' storage and transmission system forms an important link in the movement of natural gas from Western Canadian and U.S. supply basins to central Canadian and Northeast U.S. markets.

Table 32: Union Gas - Regional Residential Rates (Rate 301)

Monthly Demand Charge	Rates as of Oct 1, 2011
Gas commodity rate (cents/m ³)	13.6923
Transportation (cents/m ³)	7.6500
Storage (cents/m ³)	2.2600
Delivery (cents per m³)	
First 100 m ³	7.7940
Next 200 m ³	7.2695
Next 200 m ³	6.8968
Next 500 m ³	6.5548
All over Previous Block	6.2723
Delivery Price Adjustment	0.0000
Monthly charge (per metre)	\$20.00

Source: <https://www.uniongas.com/aboutus/rates/residential/pdf/rate301.pdf>

Englehart and Area Community Profile 2011

Table 33: Union Gas - Small Commercial Rates (Rate 310)

Monthly Demand Charge	Rates as of Oct 1, 2011
Gas commodity rate (cents/m3)	13.6923
Transportation (cents/m3)	7.2154
Storage (cents/m3)	1.5841
Monthly Delivery Commodity Charge (cents per m3)	
First 1,000 m ³	6.7865
Next 9,000 m ³	5.3729
Next 20,000 m ³	4.5667
Next 70,000 m ³	4.0506
Over 100,000 m ³	2.0954
Delivery Price Adjustment	0.0000
Monthly Charge (per metre)	\$70.00

Source: <https://www.uniongas.com/aboutus/rates/residential/pdf/rate310.pdf>

6.5 Waste Management

Englehart & Area Recycling:

The Englehart & Area regional community currently provides a depot style recycling program in association with the Cochrane-Timiskaming Waste Management Board (CTWMB). Collected material is delivered to the CTWMB Municipal Recycling Facility located in Temiskaming Shores where it is sorted, baled and eventually shipped to market.

Table 34: Waste Disposal Sites

Englehart	
Working Hours	Tuesdays, Fridays & Saturdays from 9:00am to 5:00pm
Tipping Fees	NOTE: NO CARDBOARD accepted at the landfill Half Ton Load \$10.00 per load (Minimum) Small Trailer \$10.00 per load (Minimum) Large Trailer \$25.00 per load (Minimum) Other materials, insulation, roofing, cement block etc. \$80.00 per load Contaminated Waste \$10.00 per yd Car Tires \$2.50 each Truck Tires \$10.00 each

Source: Town of Englehart

Evanturel	
Working Hours	<p>Winter: The winter schedule begins the first Thursday or Sunday of October with the following hours of operation: Thursdays 12:30pm to 4:30pm Sundays 12:30pm to 4:30pm</p> <p>Summer: The summer schedule will begin the first Thursday or Sunday in May with the following hours of operation: Thursdays 2:00pm to 8:00pm Sundays 2:00pm to 8:00pm</p>
Tipping Fees	Waste Collection - residential \$200.00 per year Waste Collection – commercial \$775.00 per year Dump Tipping Fees (solid non hazardous waste) ½ Ton Truck \$10.00 ½ Ton Truck with trailer \$20.00 Single axle dump \$20.00 Tandem Dump \$60.00 Tri-axle Dump \$75.00 Gate opening Fee (when waste site is closed to the public) \$30.00

Source: Township of Evanturel, <http://www.evanturel.com/EnviromentalServices.html>

Charlton and Dack	
Working Hours	Friday - 8am to noon Saturday - 8am to 4:30pm Tuesday - noon to 4:30pm
Tipping Fees	Construction and demolition waste e.g. roof shingles: \$5 cubic yard Bulky waste that is operated with Freon: \$30.00/unit – only with "Freon free" tag Asbestos Fibre (minimum \$70.00): \$10 cubic yard Furniture (mattresses, chairs, couches, etc.): \$5 unit
	Tires 24 inches high: \$5.00/unit 25-49 inches high: \$10.00/unit 50 inches high: \$20.00/unit Unsorted Garbage (not to be confused with building material – i.e. clean-up of vacated premises): \$40 cubic yard Unbagged loose household garbage: \$10.00/ ½ ton Contaminated Waste: \$20 - \$40 at municipality discretion Replacement keys to approved tower personnel: \$250.00/key Call out fee – after regular hours: \$60.00 for the first hour to open the gate plus tipping fee. Waiting time over 1 hour calculated at \$20.00 per hour.

Source: Municipality of Charlton and Dack

The Township of Chamberlain	
Working Hours	Thursdays from 1pm to 5pm and Sundays from 9am to 5pm
Tipping Fees	Household Garbage All household garbage must be bagged and tagged with tags purchased at the Municipal Office. Each property may purchase 110 tags per year at a cost of \$30.00 Maximum bag size is 26inches X 33 inches or 66cm X 82.5 cm. If extra tags are needed before the year is up they can be purchased at a cost of \$2.00 each.
	Bulk Items, Roofing, Demolition Materials Bulk items-building materials, other items not including household waste, must be sorted. It is deemed to be sorted when clean, burnable wood, scrap metal and recyclable material is separated from other material. Tipping fees will be due at the gate: <ul style="list-style-type: none"> • Pick up Truck/small trailer \$10.00 • Single Axle truck \$20.00 • Large Trailer/Wagon \$25.00 • Tandem Truck \$65.00
	Tires <ul style="list-style-type: none"> • Rubber tires • Automotive (car, ½ ton) \$5.00 each • Large vehicle (truck/trailer) \$10.00 each • 3 or 4 tires at a time no truck loads • Tires must be removed from rims; Rims go in scrap metal pile. • Or tires can be taken to an approved depot for tires such as Kingston's garage.

Source: Township of Chamberlain, <http://www.twpofchamberlain.com/EnvironmentalServices.html>

6.6 Water and Sanitary Sewer

Township of Evanturel

A portion of the Township of Evanturel has water supplied by the Town of Englehart water treatment plant. See the Town of Englehart non resident fee.

Municipality of Charlton and Dack

The Municipality of Charlton and Dack currently own one Water Treatment Plant and three distinct water distribution systems. One system serves the Town of Charlton, one system services the Bradley Subdivision and one system services the Clarksville Subdivision. The distribution systems for Charlton and Bradley are owned, managed and maintained by the Municipality while Clarksville residents own and maintain their own distribution system. The Charlton Water Supply System is classified as a Large Municipal Residential Drinking Water System which serves a population of approximately 250 residents through an estimated 110 service connections and receives its water from the Water Plant in the Town of Charlton. The Bradley Subdivision distribution system and Clarksville distribution system are stand alone systems that were constructed by private developers. These systems connect to and receive all water from the drinking water system owned by the Town of Englehart. The remainder of the residents in Dack Township receive their water through private wells.

Town of Charlton:

Residential: \$800

Commercial/Industrial: \$1714.28

Agricultural: \$ 1000

Bradley and Clarksville: See Englehart non-resident rate.

Table 35: Englehart Water Rates

Resident Per Quarter		Non-Resident Per Quarter	
Residential	\$ 71.00	Residential	\$142.00
Office	\$ 80.80	Restaurant	\$230.00
Church	\$ 91.00	Office	\$ 161.60
Restaurant	\$ 115.00	Police	\$182.00
Grocery Store	\$213.00	Garage	\$190.00
Garage	\$ 95.00	Retail	\$ 182.00
Retail	\$ 91.00	Construction	\$ 174.00
Motel Room	\$ 15.00 per room	Motel Room	\$ 30.00 per room
Hotel	\$ 142.00		
Laundromat (per washer)	\$25.29 per washer		
Water Hook Up		Actual cost of installation	
Connection Fee (Turn On or Turn Off)		\$25.00	

Source: McSweeney & Associates from Town of Englehart.

Englehart and Area Community Profile 2011

Table 36: Englehart Sewer Rates

Resident Per Quarter		Non-Resident Per Quarter	
Residential	\$25.00	Residential	\$50.00
Office	\$20.00	Office	\$40.00
Church	\$25.00	Restaurant	\$74.00
Restaurant	\$37.00	Retail	\$50.00
Grocery Store	\$84.00	Construction	\$65.00
Garage	\$27.00	Motel	\$15.00
Retail	\$25.00		
Motel	\$ 7.50 per room per quarter		
Hotel	\$50.00		
Laundromat	\$12.80		
Sewer Connection		Actual cost for Installation	

Source: McSweeney & Associates from Town of Englehart.

6.7 Communications Infrastructure

Table 37: Communications Infrastructure

Service	Company Name
Digital Switching	EastLink
Local Internet Provider	Ontera Parolink Bell Canada
Fibre Optic	Northern Tel ONTERA
Internet ADSL	Northern Tel
Broadband Retail	Northern Tel Sympatico
Satellite TV	Bell Canada Shaw Direct
Local Cellphone Tower	Rogers Telus NorthernTel

Source: Township of Evanturel, Town of Englehart, Municipality of Charlton and Dack and Township of Chamberlain

Northern Tel

Toll Free: 1-800-360-2373

Residential and Business Service

Timmins area: 705-360-8555

All other areas: 1-800-360-8555

Monday to Friday 8am to 5pm

Internet Help Desk

Internet Help Desk: 1-800-773-2121

Residential Service: 7 days a week, 24 hours a day

Business Service: Monday to Friday 8:00am to 9:00pm; Saturday and Sunday 9:00am to 5:00pm

Web: www.northerntel.ca

Northern Tel has provided total communications solutions effectively to meet the changing needs of Northerners since 1905. They have 250 employees dedicated to delivering quality services and products to over 66,000 customers across an 83,000 kilometre service area with better understanding of what is important to the customers.

Northern Tel Services:

- ADSL Dedicated & Dynamic Data Service , CCS-7
- DS-1 Dedicated T1 Data Line
- Seamless Voice, Video & Data Links
- Fully Diverse Network - No Single Point of Failure
- Dedicated Account Team Providing 7X24 Network Surveillance and Maintenance Service
- Newbridge ATM Infrastructure.

Eastlink

General Inquiries
PO Box 8660, Station "A"
Halifax, NS
B3K 5M3
Phone: 1-888-345-1111
Web: www.eastlink.ca/central/index.asp

EastLink is a Canadian owned and operated company delivering world-class telecommunication and entertainment services to residential, business and public sector customers throughout Canada. EastLink got its start in Amherst, NS, in 1970 when it was issued one of the first cable licences granted by the CRTC. Today it is the largest privately owned cable company in Canada, with customers in all 10 provinces. In fact, it is the only privately held cable company with a national footprint. Through a series of strategic acquisitions, EastLink is the fifth-largest cable television provider in Canada, with over 1,500 employees working in offices across the country.

Parolink

PO Box 1587
32 Armstrong Street
New Liskeard, ON
P0J 1P0
Phone: 705-647-3832
Fax: 705-648-6215
Sales: sales@parolink.net
Support: support@parolink.net
Web: <http://parolink.net/>

Bell Canada

Customer Service Centre
PO Box 920 Station A
Toronto, ON
M5W 1G5
Phone: your area code + 310-2355
Toll Free: 1-800-667-0123
Web: www.bell.ca

Bell Canada provides local and long distance phone service, wireless voice and data services, internet access, satellite television, and a host of other solutions and services to Canadian homes and businesses.

Shaw

Phone: 1-888-472-2222

Web: www.shaw.ca

Shaw has experienced rapid and successful growth within the cable, satellite and telecommunications industries over the last several decades. With this growth, Shaw has created and acquired a number of companies focused on delivering high-quality products and services to approximately 3.0 million customers in Canada.

Shaw companies include:

- Shaw Communications Inc.
- Shaw Cablesystems G.P.
- Shaw Direct
- Shaw Tracking
- Shaw Broadcast Services
- Shaw Business Solutions.

Shaw Direct - Star Choice

Star Choice Communications
Suite 100, 2400 32 Avenue NE
Calgary, AB
T2E 9A7

Phone: 1-866-782-7932

Fax: 1-800-872-8219

Web: www.shawdirect.ca

Telus

Telus Mobility Client Care
200 Consilium Place, Suite 1600
Scarborough, ON
M1H 3J3

Phone: 1-866-558-2273

Web: www.telusmobility.com/en/ON/home/index.shtml

Rogers

Rogers Wireless
100 Westmorland Street
Moncton, NB
E1C 0G1

Phone: 1-888-764-3771

Web:

www.rogers.com/web/Rogers.portal?cm_mmc_o=mH4j7BBTkWCjC2By5jPyzEpjvivNi9jwE CjCqBTwylCjCyBTwyl

Ontera

555 Oak Street East
North Bay, ON
P1B 8L3
Phone: 1-888-5-ONTERA
Fax: 705-495-2025
Email: customer.service@ontera.ca
Web: www.ontera.ca

For all inquiries including signing up for internet services, telephone, long distance plans, data and cellular please call: 1-888-5-ONTERA (1-888-566-8372). Email inquiries including information, new account set-up, and existing service changes can be sent to customer.service@ontera.ca.

Ontera is a wholly-owned subsidiary of the Ontario Northland Transportation Commission (ONTC), an Operational Enterprise of the Province of Ontario. ONTC, established in 1902, strives to be a recognized leader in creating prosperity in the North by providing innovative, competitive transportation and telecommunications solutions.

Ontera is a fully integrated telecommunication company, offering a wide range of telecommunications and IP-based solutions, including Internet, long distance, local voice, data and information technology services throughout Northern Ontario.

Ontera Telcom Services:

- IQFL digital switching (DMS-10) over fibre transport to the DMS-200
- DMS-10 can provide standard features (call waiting, display, call forwarding etc.)
- CCS-7 service in digital facilities in IQFL over fibre and Gbic bandwidth capability
- DSL on line.
- T1 capacity each T1 having 24 channels.

7 Building and Development Related Fees

7.1 Development Related Fees

Table 38: Englehart and Area Development-related Application Fees

Application	Fee Amount	Approximate approval time required
Building Permits	<p>Permit fees shall be \$6.00 per thousand based on a value of contract price. If there is no contract price in a written agreement, it will be calculated by Building Department as follows:</p> <ul style="list-style-type: none"> • Residential (single family dwelling including prefabricated homes): \$ 1.05 per sq ft • Residential Retrofit: \$ 0.52 per sq ft • Seasonal Building no interior finish (insulation, sheeting, etc.): \$ 0.75 per sq ft • Commercial/Industrial/Assembly/Institutional: \$ 2.05 per sq ft • Commercial/Industrial/Assembly/Institutional Retrofit: \$ 1.05 per sq ft <p>Accessory Building – Residential: Flat Fee Woodshed: \$50.00 Carport: \$75.00 Any buildings larger would be calculated at \$0.45 per sq/ft. Any deck or balcony will be calculated at \$0.38 per sq ft</p> <p>Residential Alterations: Flat Fee Interior Renovations: \$ 75.00 New foundations: \$200.00 Foundation repairs: \$ 50.00 New roof (structural changes): \$150.00 New doors and windows (structural changes): \$ 50.00 Deck Repairs: \$ 50.00 Plumbing modification (additions or relocations): \$ 50.00 Fire alarm system: \$ 50.00</p> <p>Farming: Flat Fee + Rate per sq ft Farm buildings: \$150.00+\$0.07/sq ft Prefabricated storage silos: \$ 75.00 Additions to farm building: \$100.00+\$0.07/sq ft Pole barn: \$100.00+\$0.05/sq ft Coverall building: \$100.00+\$0.05/sq ft Restoration: \$0.07/sq ft</p>	1 week

Englehart and Area Community Profile 2011

Application	Fee Amount	Approximate approval time required
	Commercial/Industrial/Assembly/Institutional Alterations: Flat Fee New Doors or Windows (structural changes): \$150.00 Interior Alteration (plumbing, other structural change): \$150.00 Re-roofing – Metal/Shingle (structural change): \$150.00 Re-roofing – Membrane – Flat Roof (structural change): \$300.00 Fire Alarm System: \$100.00 Bunkhouse / work camp / trailer: \$800.00+\$1.00/sq ft	
Demolition Fees	Residential dwelling: \$ 75.00 Accessory building: \$ 50.00 Farming: \$ 50.00 Commercial / Industrial/Assembly/Institutional: \$100.00	

Application	Evanturel	Englehart	Charlton and Dack	Chamberlain
Official Plan Amendment	n/a	\$1500	\$900	N/A
Zoning Amendment Application	\$1,000	\$1000	\$650	\$650
Site Plan (new application)	N/A	Starting at \$2000	N/A	N/A
Consent Application	Ministry of Municipal Affairs and Housing	\$450	Ministry of Municipal Affairs and Housing	\$750

Source: Township of Evanturel, Town of Englehart, Municipality of Charlton and Dack and Township of Chamberlain

7.2 Development Charges

There are no development charges.

8 Industrial Parks

8.1 Industrial Parks

Currently there is no industrial park in Englehart and Area. For further information or development opportunities, please contact:

Susan Renaud
Deputy Clerk Treasurer/Economic Development Officer
Town of Englehart
Phone: 705-544-2244
Fax: 705-544-8737
Web: www.Englehart.ca

9 Business Support Programs and Services

9.1 Government Services

The Township of Ewanturel

#245453 Highway 569
PO Box 209
Englehart, ON
P0J 1H0
Phone: 705-544-8200
Fax: 705-544-8206
Web: www.evanturel.com/index.html

Town of Englehart

Third Street
PO Box 399
Englehart, ON
P0J 1H0
Phone: 705-544-2244
Email: englehrt@ntl.sympatico.ca
Web: www.Englehart.ca

Township of Chamberlain

467501 Chamberlain Road 5
R.R. # 3
Englehart, ON
P0J 1H0
Phone: 705-544-8088
Fax: 705-544-1118
Email: twpchamb@ntl.sympatico.ca
Web: www.twpofchamberlain.com

The Municipality of Charlton and Dack

287237 Sprucegrove Road
RR 2
Englehart, ON
P0J 1H0
Phone: 705-544-7525
Fax: 705-544-2369
Email: Dack@ntl.sympatico.ca
Web: <http://www.charltonanddack.com/home.html>

Timiskaming Child & Family Services

Bureau d'Englehart Office
40 Third Street, PO Box 607
Englehart, ON
P0J 1H0
Phone: 705-544-KIDS (5437)
Toll Free: 1-866-229-5437
Fax: 705-544-2555
Web: www.timiskamingchildren.org

Courthouse

Main Street
Haileybury, ON

Timiskaming Land Registry Office #54

375 Main Street
Haileybury, ON
Phone: 705-672-3332
Fax: 705-672-3906

Canada Post

Phone: 1-800-267-1177
Web: www.canadapost.ca

Englehart PO
Third Street
Englehart, ON
P0J 1H0

Charlton PO
76 Howie Street
Charlton, ON
P0J 1B0

Earlton PO
32 10th Street
Earlton, ON
P0J 1E0

Service Ontario

56 Fourth Avenue
Englehart, ON
P0J 1H0
General Inquiry: 705-544-8050
Health Card Inquiry: 1-888-376-5197
Driver & Vehicle Inquiry: 1-800-387-3445
Web: <http://www.mnr.gov.on.ca/en/>

Service Ontario (KIOSK)

Englehart Public Library

71 Fourth Avenue

Englehart, ON

P0J 1H0

Phone: 705-544-2100

Web: http://www.ontario.ca/en/services_for_residents/index.htm

Service Ontario Counter (Private Issuers)

Web: www.gov.on.ca/services

56 Fourth Avenue

Englehart, ON

P0J 1H0

Phone: 705-544-8050

280 Armstrong Street

New Liskeard, ON

P0J 1P0

Phone: 1-800-267-8097

10 Government Road East

Kirkland Lake, ON

Phone: 1-800-267-8097

Service Canada

280 Armstrong Street North

New Liskeard, ON

Phone: 1 800-622-6232

Web: www.servicecanada.gc.ca

9.2 Chamber of Commerce and Business Associations

Englehart District Chamber of Commerce

Bonnie Warner, Secretary - Treasurer

Box 171

Englehart, ON

P0J 1H0

Phone: 705-544-8916

Email: bonnie@ntl.sympatico.ca

Web: <http://englehartchamber.weebly.com/>

Kirkland and District Community Development Corporation

23 Government Road East

Kirkland Lake, ON

P2N 3M6

Phone: 705-567-3331

Fax: 705-567-6565

Email: administration@kdckc.com

Web: www.kdcdc.com

Temiskaming Development Fund Corporation

74C Scott Street
PO Box 1810
New Liskeard, ON
P0J 1P0
Phone: 705-628-2444
Cell: 705-568-7055
Fax: 705-628-2554
Toll Free: 1-800-362-9819
Web: <http://temfund.ca/>

Tri-Town Chamber of Commerce

883356 Hwy 65 West
PO Box 811
New Liskeard, ON
P0J 1P0
Phone: 705-647-5771
Toll Free: 1-866-947-5753
Fax: 705-647-8633
Email: chamber@ntl.sympatico.ca
Web: www.tritownchamber.ca

Enterprise Temiskaming - Small Business Resource Centre

325 Farr Drive
Haileybury, ON
P0J 1K0
Phone: 705-672-5155
Toll Free: 1-800-361-2281
Email: enterprise@ntl.sympatico.ca
Web: www.enterprisetemiskaming.ca

9.3 Education, Employment and Training Services

Contact North

80 Seventh Avenue
PO Box 916
Englehart, ON
P0J 1H0
Phone: 877-999-9149
Fax: 705-544-5466
Web: www.contactnorth.ca

Post-Secondary Institutions in North Eastern Ontario

Lakehead University

Thunder Bay (Main Campus)

Lakehead University

955 Oliver Road

Thunder Bay, ON

P7B 5E1

Phone: 807-343-8110

Fax: 807-343-8023

Web: www.lakeheadu.ca

Major Programs: Business, Engineering, Medicine, Science

Nipissing University

North Bay (Main Campus)

100 College Drive, Box 5002

North Bay, ON

P1B 8L7

Phone: 705-474-3450

Fax: 705-474-1947

Web: www.nipissingu.ca

Major Programs: Business, Medicine, Science, Education

Cambrian College

Sudbury (Main Campus); Espanola; Little Current

1400 Barrydowne Road

Sudbury, ON

P3A 3V8

Phone: 705-566-8101

Toll Free: 1-800-461-7145

Web: www.cambriancollege.ca/index.php

Major Programs: Automotive/Mechanical, Business, Health, Hospitality/Tourism, Information Technology

Confederation College

Thunder Bay (Main Campus)

1450 Nakina Drive, PO Box 398

Thunder Bay, ON

P7C 4W1

Phone: 807-475-6110

Web: <http://www.confederationc.on.ca/>

Major Programs: Automotive/Mechanical, Business, Forestry, Health, Hospitality/Tourism, Information Technology

Collège Boréal

Sudbury (Main Campus); Hearst; Kapuskasing; New Liskeard; Nipissing; Timmins

21 boulevard Lasalle

Sudbury, ON

P3A 6B1

Phone: 705-560-6673

Web: www.borealc.on.ca/index.asp?ref=251&l=e

Major Programs: Automotive/Mechanical, Business, Construction, Forestry, Health, Information Technology

Sault College

Sault Ste. Marie, ON

Phone: 705-759-2554

Web: www.saultc.on.ca/#

Major Programs: Automotive/Mechanical, Business, Construction, Forestry, Health, Hospitality/Tourism

Academy of Learning Career and Business College

North Bay; Sault Ste. Marie; Sudbury

Web: www.academyoflearning.com/ON/HOME.aspx

Major Programs: Business, Health, Information Technology, Services

Everest College of Business, Technology and Health Care

Sudbury

Phone: 1-877-390-2799

Web: www.everest.ca

Major Programs: Business, Finance, Health, Information Technology

Transport Training Centres of Canada

Sudbury (Main Campus); North Bay; Sault Ste. Marie; Timmins

17 Willow Street

North Bay, ON

P1B 8Z4

Phone: 705-840-1176

Fax: 705-840-2812

Web: www.ttcc.ca

Major Programs: Heavy Equipment and Commercial Truck Training

Englehart Community Learning Centre

80 Seventh Avenue

Englehart, ON

P0J 1H0

Phone: 705-544-1968

Email eclc@ntl.sympatico.ca

Contact: Arianna Coghlin

Employment Ontario

Community Employment Services

140 Government Road East

Kirkland Lake, ON

P2N 3L8

Phone: 705-567-9291

9.4 Area Financial Institutions

CIBC

Third Street, Englehart
6 Armstrong Street, New Liskeard
Phone: 705-544-2208
Web: www.cibc.ca

TD Bank

Hwy 11 B, Timiskaming Square,
New Liskeard
Phone: 705-647-6749
Web: <http://www.tdcanadatrust.com>

Scotiabank

16A 10th Street, Earleton
Phone: 705-563-2662
Or
478 Main Street, Haileybury
Phone: 705-672-3357
Or
35 Armstrong Street, New Liskeard
Phone: 705-647-7366
Web: <http://scotiabank.com>

Northern Credit Union

50 Fourth Avenue, Englehart
Phone: 705-544-2248
Web: <https://www.northerncu.com/>

RBC

5 Armstrong Street, New Liskeard
Phone: 705-647-6891
Web: www.rbc.com

Caisse Populaire

29 Tenth Street, Earleton
138 Whitewood Avenue, New Liskeard
Earleton Phone: 705-563-2573
New Liskeard Phone: 705-647-8135
Web: <http://www.acadie.com/en/>

9.5 Accountants and Investor Groups

Louise Grant, CGA

50 Mary Street
New Liskeard, ON
Phone: 705-647-5642

Kemp, Elliott & Blair LLP

8 Armstrong Street
New Liskeard, ON
Phone: 705-647-8174

Assante (Investor Groups)

10 Armstrong South
New Liskeard, ON
Phone: 705-647-6838

ScotiaMcLeod

324 Whitewood Avenue
New Liskeard, ON
Phone: 705-647-2044

Grant Thornton

17 Wellington Street
New Liskeard, ON
Phone: 705-647-8100

Ross Pope & Co. LLP

6 Al Wende Avenue
Kirkland Lake, ON
Phone: 705-567-5205

CIBC Wood Gundy

51 Whitewood Avenue
New Liskeard, ON
Phone: 705-647-3711

Freedom 55 Financial

155 Melville Street
New Liskeard, ON
Phone: 705-647-8868

The Investors Group

21 Armstrong Street
New Liskeard, ON
Phone: 705-647-9700

R. J. Tench Insurance

33 Third Street, Box 492
Englehart, ON
POJ 1H0
Phone: 705-544-8686

9.6 Real Estate

ReMax

50 Third Street
Englehart, ON
Phone: 705-544-8500
Web: www.tritownrealestate.com

Royal LePage

Fifth Avenue
Englehart, ON
Phone: 705-544-2929
Web: www.bestchoicerealty.ca

Northern Pride Real Estate Ltd.

Brokerage

31 Third Street
Englehart, ON
Phone: 705-544-8833
Web: www.northernpride.ca

9.7 Economic Development

Table 37: Economic Strategies in Englehart

Name of the Economic Plan	Description of the Economic Plan
Englehart Strategic Plan	Last updated 2001
Business Retention Survey Report	Prepared in 2003
Retail/Commercial Market Demand and Opportunity Analysis	Completed in 2001
Kap Kig Iwan Provincial Park Feasibility Report and marketing plan	Completed in 2000
Chamberlain Action Plan	Approved on Jan. 4, 2011
Chamberlain Critical Issues	Approved on Jan. 4, 2011
Chamberlain Vision	Approved on Jan. 4, 2011
Charlton strategic plan	Completed in March 2009.
Specific Economic Sectors or Industries Targeted in the Plan:	
The community would like to see the addition of service commercial enterprises such as additional coffee shops and restaurants as well as value-added industries to utilize/support the existing industries such as Georgia Pacific or ONR.	

Source: McSweeney & Associates from Township of Evanturel, Town of Englehart, Municipality of Charlton and Dack and Township of Chamberlain.

For further information please contact:

Susan Renaud
 Deputy Clerk Treasurer/Economic Development Officer
 Town of Englehart
 Phone: 705-544-2244
 Fax: 705-544-8737
 Web: www.Englehart.ca

10 Quality of Life

10.1 Housing Characteristics

Table 39: Residential Assessment Property Values

Property Type	Average Assessment			
	Evanturel	Englehart	Charlton and Dack	Chamberlain
Single family detached (not on water)	\$100,765.00	\$83,357	\$83,055.69	\$73,318.00
Single family (no distinction between water or no water)	\$70,160.00	N/A	\$86,487.28	N/A
Semi-detached residential - two residential homes sharing a common center wall with separate ownership	N/A	\$92,000	N/A	N/A

Source: Township of Evanturel, Town of Englehart, Municipality of Charlton and Dack and Township of Chamberlain.

10.2 Health and Community Services

Health Services

Englehart and District Hospital

61 Fifth Street
 Englehart, ON
 Phone: 705-544-2301
 Fax: 705-544-5222
 Web: <http://www.edhospital.on.ca/>

Englehart & District Family Health Team

63 Fifth Street, PO Box 1110
 Englehart, ON
 P0J 1H0
 Phone: 705-544-2321
 Fax: 705-544-5224
 Web: <http://edfht.on.ca/index.html>

Northern Allergy Services

206 Fifth Avenue
 Timmins, ON
 Phone: 705-264-7575

Timiskaming Health Unit (Area)

5th Street
Englehart, ON
Phone: 705-544-2321

Englehart Dental Office

39 Third Street
Englehart, ON
POJ 1H0
Phone: 705-544-2284

Englehart Family Dental Centre

63 Fifth Street
Englehart, ON
POJ 1H0
Phone: 705-544-5210

Northview Nursing Home

77 River Road
Box 1139
Englehart, ON
POJ 1H0
Phone: 705-544-8191
Fax: 705-544-8255

Telehealth Ontario

Phone: 416-314-8721
Web: www.health.gov.on.ca/english/public/program/Telehealth/Tele_faq.html
Free Access to a Registered Nurse — 24 Hours a day, 7 days a Week at 1-866-797-0000
TTY: 1-866-797-0007

Telehealth Ontario is a free, confidential telephone service for health advice or general health information from a Registered Nurse. That means quick, easy access to a qualified health professional to help you decide whether to care for yourself, make an appointment with your doctor, go to a clinic, contact a community service or go to a hospital emergency room.

10.3 Education

School Boards

District School Board Ontario North East

Mailing Address: PO Box 1020, Timmins ON, P4N 7H7
Civic Address: 153 Croatia Avenue, Schumacher ON, P0N 1G0
Phone: 705-360-1151
Toll Free: 1-800-381-7280
Fax: 705-268-7100
Email: comments@dsb1.edu.on.ca
Web: <http://www.dsb1.edu.on.ca/index.php>

Northeastern Catholic District School Board

Timmins Board Office
101 Spruce Street North
Timmins, ON
P4N 6M9
Phone: 705-268-7443
Toll Free: 1-877-422-9322
Fax: 705-267-3590 or 705-267-1867
Email: janice.viskovich@ncdsb.on.ca
Web: <http://www.ncdsb.on.ca/index.php>

Conseil Scolaire Public du Nord-Est de l'Ontario

820 promenade Lakeshore
C.P. 3600
North Bay, ON
P1B 9T5
Phone: 705-472-3443
Email: information@cspne.ca
Web: <http://www.csdne.edu.on.ca/index.html>

Conseil Scolaire Catholique de district des Grandes Rivières

PO Box 4030, 21 Armstrong Street
New Liskeard, ON
P0J 1P0
Phone: 705-647-7304 or 1-800-461-3288
Fax: 705-647-8410
Web: <http://www.cscdgr.on.ca/>

For a list of post-secondary education facilities in Northeastern Ontario, see section 9.3.

Englehart and Area Community Profile 2011

Table 39: Public Schools

Elementary Schools				
School Name	Location	Grades	Language	Phone
Charlton Savard Public School	Charlton	JK - 8	English	705-544-8422
Englehart Public School	Englehart	JK - 8	English	705-544-2345
Elk Lake Public School	Elk Lake	JK - 8	English	705-678-2229
Ecole Public de Navigateurs	New Liskeard	JK - 8	French	705-647-8700
High Schools				
School Name	Location	Grades	Language	Phone
Englehart High School	Englehart	9 - 12	English	705-544-2337
Timiskaming District Secondary School	New Liskeard	9 - 12	English	705-647-7336
Kirkland Lake District Composite School	Kirkland Lake	7 - 12	English and French Immersion	705-567-4981

Source: McSweeney & Associates from Township of Evanturel, Town of Englehart, Municipality of Charlton and Dack and Township of Chamberlain

Table 40: Catholic Schools

Elementary Schools				
School Name	Location	Grades	Language	Phone
Holy Family School	Englehart	JK - 8	English	705-544-2397
English Catholic Central School	New Liskeard	JK – 8 English/ 5-8 French Immersion	English/ late French Immersion	705-647-4301
Sacred Hearth Catholic School	Kirkland Lake	4 – 8 English/ 4 – 8 French Immersion	English and French Immersion	705-567-7444
St. Jerome School	Kirkland Lake	JK-3 English/JK-3 French Immersion	English and French Immersion	705-567-5800
Ecole catholique Assomption	Earlton	JK- 8	French	705-563-2371
High Schools				
School Name	Location	Grades	Language	Phone
Ecole secondaire catholique Ste Marie	New Liskeard	9 – 12	French	705-647-7376

Source: McSweeney & Associates from Township of Evanturel, Town of Englehart, Municipality of Charlton and Dack and Township of Chamberlain

Englehart and Community Learning Center

65 5th Street
Englehart, ON
Phone: 705-544-1968
Fax: 705-544-1995
Email: ecdc@ntl.sympatico.ca
Web: www.Englehart.ca

10.4 Protective Services

Emergency Phone Number: 911

Englehart and Area offers the following emergency service providers:

- OPP
- Ambulance services
- Fire department.

Englehart and Area Fire Department

Seventh Avenue, Box 399
Englehart, ON
POJ 1H0
Phone: 705-544-2498
The Englehart Volunteer Fire Department has 26 volunteer fire fighters and 5 vehicles.

Ontario Provincial Police

Englehart Detachment
Hwy 11
Englehart, ON
POJ 1H0
Phone: 705-647-8400
Fax: 705-647-9266
Web: <http://www.opp.ca/ecms/index.php?id=326>

Emergency Medical Services (EMS)

The District of Timiskaming Social Services Administration Board
PO Box 6006, 290 Armstrong Street
New Liskeard, ON
POJ 1P0
Phone: 705-647-7447
Toll Free: 800-627-2944
Office Hours: Monday – Friday 8:30am to 12:00pm, 1:00pm to 4:30pm
Web: <http://www.dtssab.com/index.html>

10.5 Recreation, Tourism and Events

Table 41: Tourism Facilities in Englehart and Area

Facility		Facility	
Hotels/motels/resorts	3	Total No. of Rooms	36
Convention Centers	1	Size of the largest Convention Center (sq.ft.)	1152.48
Community Centres	3	Libraries	2
Daycares and Preschool Facilities	2	Daycares and Preschool Spaces (Capacity)	72
Facilities for Seniors	5	Ice Arenas	3
Marina	1	Theatres	0
Cinemas	0	Museums	1
Galleries	0	Baseball Diamonds	3
Soccer / Football Fields	1	Public Transit	N/A
Indoor Swimming Pools	0	Outdoor Swimming Pools	1
Public Tennis Courts	1	Private Tennis Courts	0
Public Golf Courses	0	Private Golf Courses	0

Source: Township of Evanturel, Town of Englehart, Municipality of Charlton and Dack and Township of Chamberlain

Englehart Recreation Department

Third Street, Box 399
 Englehart, ON
 P0J 1H0
 Phone: 705-544-1952
 Fax: 705-544-8737
 Lee Pool: 705-544-2332
 Arena: 705-544-1952

Englehart Public Library

71 4th Avenue, Box 809
 Englehart, ON
 P0J 1H0
 Phone: 705-544-2100
 Fax: 705-544-2238
 Email: techepl@ontera.net
 Web: <http://www.engagehartpubliclibrary.ca/>

Kap Kig Iwan Provincial Park

Town of Englehart
 PO Box 399
 Englehart, ON
 or
 Ontario Parks
 PO Box 730
 Cochrane, ON P0L 1C0
 Phone: 705-272-7107

To reserve sites the phone number is 705-544-1952

Heritage Centre

RR 2

Englehart, ON

P0J 1H0

Phone: 705-544-7525

Fax: 705-544-2369

Email: dack@ntl.sympatico.ca

Web: <http://www.charltonanddack.com/charlton-and-dack.html>

Englehart Skating Club

Box 892

Englehart, ON

P0J 1H0

Contact: Patricia Stevenson

Phone: 705-544-2362

Englehart Nordic Ski Club

Kap-Kig-Iwan Road Evanturel Twp.

Box 719

Englehart, ON

P0J 1H0

Phone: 705-544-2193

Chamberlain Recreation Committee

467501 Chamberlain Road 5

Administration:

Barbara Cook, Clerk-Treasurer

Alva Briggs, Deputy Clerk-Treasurer

Phone: 705-544-8088

Fax: 705-544-1118

Email: twpchamb@ntl.sympatico.ca

Web: <http://www.twpofchamberlain.com/Twp-Chamberlain-Office.html>

Englehart and Area Community Profile 2011

10.6 Events

Table 42: Annual Englehart and Area Events 2011

Annual Events 2011	
Name of Event	Date
Englehart Skating Carnival	March
Englehart & Area Winter Carnival	March
Englehart Rotary Club Dinner & Auction	May
Englehart & District Horticultural Society Annual Plant Sale	May
Rotary Rose Day	June
Senior Honouring Celebrations	June
Charlton Legion Fish Derby	June
Ontario Family Free Fishing Week	July
Classic Car Show - Township of Evanturel	July
Rod Inglis Memorial Steam & Antique Show - Earlton	July 16,17
Stan Martin Memorial Mud Bog - Charlton	July 22-24
Day In the Park – Englehart	July/August
Englehart & District Horticultural Society Garden Tour	Summer - Every Second Year, 2011-2013-2015, etc.
TRACC Annual Drag & Fly Summer Classic – Earlton	August
Englehart & District Horticultural Society Festival of Flowers	August
Evanturel Adventure Challenge	August/September
Charlton Fall Fair	First weekend in September
Englehart Fall Fair	2nd weekend in September
Englehart Fall Fair Run	2nd weekend in September
Englehart & District Hospital Fundraising Dinner & Auction	October
Bi-weekly Euchre Card Parties Chamberlain	October to April
Englehart Unveiling of Christmas	November
Snowflake Christmas Bazaar and Luncheon Chamberlain	November
Rotary Christmas Concert	December
Lions Club Annual Senior Dinner	1st Sunday in December
ONR Christmas Train	December

Source: Township of Evanturel, Town of Englehart, Municipality of Charlton and Dack and Township of Chamberlain

10.7 Local Media

Table 43: Newspapers

Newspaper	Frequency
Temiskaming Speaker	Once weekly
The Voice	every 2 weeks
North Bay Nuggett	Daily
The Weekender (the weekend edition of the Speaker)	Weekly - Weekend available Thursday
Northern News - Kirkland Lake	Mondays, Wednesdays and Fridays

Source: Township of Evanturel, Town of Englehart, Municipality of Charlton and Dack and Township of Chamberlain

Table 44: Radio Stations

Radio Station	Affiliation
CJBB 103.1 FM	CJBB
CJTT 104.5 FM	CJTT
CJKL 101.5 FM	CJKL
CBC North Sudbury	CBC

Source: Township of Evanturel, Town of Englehart, Municipality of Charlton and Dack and Township of Chamberlain

Table 45: Cable Service

Name	Phone
Shaw Cable	1-888-472-2222
Bell Xpressvu	1-800-667-0123
EastLink	1-888-345-1111

Source: Township of Evanturel, Town of Englehart, Municipality of Charlton and Dack and Township of Chamberlain

Table 46: Television

TV Station	Affiliation
Sudbury North Bay and Region	CBC
TVO	TVO
CTV Northern Ontario	CTV

Source: Township of Evanturel, Town of Englehart, Municipality of Charlton and Dack and Township of Chamberlain

11 Local Accommodations

11.1 Motels

Olde Towne Inn

Hwy 11
Englehart, ON
Phone: 705-544-2225
Email: oldetowneinn@hotmail.ca
Web: <http://www.driftersimperialmotel.ca>

North Star Motel

Highway 11
Englehart, ON
Phone: 705-544-8411

11.2 Other

Timberline Lodge

4 Con #7
Charlton, ON
Phone: 519-695-5720
Web: www.mytimberlinelodge.com

Jamieson Cottages & Camping

95 Nelson Street
Charlton, ON
Phone: 705-544-8228

Tamarac Lodge

Long Lake
Charlton, ON
Phone: 705-544-2850

Rose Point Lodge and Trailer Park

89 Bay Street
Charlton, ON
Phone: 705-544-8777
Web: www.rosepointlodge.com

Moose Haven Lodge

RR#1
Charlton, ON
Phone: 705-544-2786
Web: www.moosehaven.ca

Appendix - Incentives

Capital Incentives

Ontario Emerging Technologies Fund - Ontario Capital Growth Corporation
<http://www.ocgc.gov.on.ca/site/en/funds/ontario-emerging-technologies-fund/>

Business Development Bank of Canada
<http://www.bdc.ca/en/home.htm>

Canada Small Business Financing Program - Industry Canada
<http://www.ic.gc.ca/eic/site/csbfp-pfpec.nsf/eng/Home>

Canadian Youth Business Foundation Start-Up Financing Program
<http://www.cybf.ca/entrepreneurs/>

Eastern Ontario Development Fund - Ministry of Economic Development
<http://www.omafra.gov.on.ca/english/food/industry/east-ont-dev-fund.htm>

FEDNOR - Applied Research and Development Program
<http://www.ic.gc.ca/eic/site/fte-fte.nsf/eng/00013.html>

Loan Guarantee Program - Ontario Ministry of Northern Development, Mines and Forestry
http://www.mndmf.gov.on.ca/forestry/competitiveness_programs/loan_guarantee_program_e.asp

NextGen Biofuels Fund - Sustainable Development Technology Canada
http://www.sdte.ca/index.php?page=nextgen-funding-niche&hl=en_CA

NOHFC - Northern Energy Program
http://www.mndmf.gov.on.ca/nohfc/programs/northern_energy_e.asp

NOHFC - Private Sector Emerging Technology Program
http://www.mndmf.gov.on.ca/nohfc/programs/emerging_technology_e.asp

Community Futures Program – Ontario
<http://www.ontcfdc.com/frame1.asp>

Ontario Innovation Demonstration Fund
<http://www.mri.gov.on.ca/english/programs/idf/guidelines.asp>

SD Tech Fund - Sustainable Development Technology Canada
http://www.sdte.ca/index.php?page=sdtech-funding-niche&hl=en_CA

SMART Program - Canadian Manufacturers & Exporters
<http://www.cme-smart.ca/>

Strategic Aerospace and Defence Initiative - Industry Canada

http://ito.ic.gc.ca/eic/site/ito-oti.nsf/eng/h_00022.html

Summer Company

http://www.ontariocanada.com/ontcan/1medt/smallbiz/en/sb_ye_summerco_en.jsp

Rural Economic Development (RED) Program

<http://www.omafra.gov.on.ca/english/rural/red/>

Commercialization Incentives

Eastern Ontario Development Fund - Ministry of Economic Development

<http://www.omafra.gov.on.ca/english/food/industry/east-ont-dev-fund.htm>

NextGen Biofuels Fund - Sustainable Development Technology Canada

http://www.sdte.ca/index.php?page=nextgen-funding-niche&hl=en_CA

NOHFC - Private Sector Emerging Technology Program

http://www.mndmf.gov.on.ca/nohfc/programs/emerging_technology_e.asp

Ontario Centres of Excellence Inc.

<http://www.oce-ontario.org/Pages/Home.aspx>

Ontario Innovation Demonstration Fund

<http://www.mri.gov.on.ca/english/programs/idf/guidelines.asp>

SD Tech Fund - Sustainable Development Technology Canada

http://www.sdte.ca/index.php?page=sdtech-funding-process&hl=en_CA

MaRS Discovery District (MaRS)

www.marsdd.com

Ontario Research Fund - Ontario Ministry of Research and Innovation

<http://www.mri.gov.on.ca/english/programs/ResearchFund.asp>

Precarn Incorporated

<http://www.precarn.ca/ProgramsFunding/index.html>

Technology Development Fund - Ontario Power Authority

<http://www.powerauthority.on.ca/tdfund/>

Energy Incentives

NextGen Biofuels Fund - Sustainable Development Technology Canada

http://www.sdte.ca/index.php?page=nextgen-funding-niche&hl=en_CA

NOHFC - Northern Energy Program

http://www.mndmf.gov.on.ca/nohfc/programs/northern_energy_e.asp

SMART Program - Canadian Manufacturers & Exporters

<http://www.cme-smart.ca/>

Technology Development Fund - Ontario Power Authority

<http://www.powerauthority.on.ca/tdfund/>

High Performance New Construction

<http://www-opa.hpnc.ca/about.aspx>

Feed-in Tariff Program - Ontario Power Authority

<http://fit.powerauthority.on.ca/>

Export Incentives

Canadian Commercial Corporation (CCC)

<http://www.ccc.ca/eng/home.cfm>

Export Development Canada

<http://www.edc.ca/>

Export Market Access - A Global Expansion Program

<http://exportaccess.ca/>

Going Global Innovation - Foreign Affairs and International Trade Canada

<http://www.tradecommissioner.gc.ca/eng/science/document.jsp?did=88059>

New Exporters to Border States (NEBS)

<http://www.canadabusiness.ca/eng/summary/3266/>

Human Resources and Training Incentives

Ontario Centres of Excellence Inc.

<http://www.oce-ontario.org/Pages/Home.aspx>

MaRS Discovery District (MaRS)

www.marsdd.com

Achieving Innovation & Manufacturing Excellence - Yves Landry Foundation

http://www.yveslandryfoundation.com/article/48/aime_initiative_provincial.html

Apprenticeship Job Creation Tax Credit - Canada Revenue Agency

<http://www.cra-arc.gc.ca/tx/ndvdl/tpcs/ncm-tx/rtrn/cmpltng/ddctns/Ins409-485/412/jctc-eng.html>

Apprenticeship Training Tax Credit

<http://www.rev.gov.on.ca/en/credit/attc/>

Englehart and Area Community Profile 2011

Canada Summer Jobs

<http://www.servicecanada.gc.ca/eng/epb/yi/yep/programs/scpp.shtml>

Employer Signing Bonus

http://www.tcu.gov.on.ca/eng/employers/emp_bonus.html

FEDNOR - Youth Internships - Private Sector Program

<http://www.ic.gc.ca/eic/site/fednor-fednor.nsf/eng/fn03441.html>

Industrial R & D Fellowships - Natural Sciences and Engineering Research Council of Canada

http://www.nserc-crsng.gc.ca/Partners-Partenaires/Programs-Programmes/IRDFProfile-BPRDIProfile_eng.asp

Industrial Research Assistance Program - National Research Council Canada

<http://www.nrc-cnrc.gc.ca/eng/ibp/irap/about/index.html>

Canadian Institutes of Health Research - Innovation and Industry Programs

<http://www.cihr-irsc.gc.ca/e/37788.html>

Youth Employment Program - National Research Council Canada

<http://www.nrc-cnrc.gc.ca/eng/services/irap/youth-initiatives.html>

NOHFC - Enterprise North Job Creation Program

http://www.mndmf.gov.on.ca/nohfc/programs/enterprises_north_job_creation_e.asp

NOHFC - Northern Ontario Youth Internship and Co-op Program

http://www.mndmf.gov.on.ca/nohfc/programs/youth_internship_and_co-op_e.asp

Ontario Labour Market Partnerships

<http://www.tcu.gov.on.ca/eng/employers/labourMarket.html>

Ontario Summer Jobs Service

<http://www.tcu.gov.on.ca/eng/employmentontario/employers/hiresummer.html>

Targeted Wage Subsidies Program

<http://www.servicecanada.gc.ca/eng/epb/ebsm/index.shtml>

The Workplace Skills Initiative - Human Resources and Skills Development Canada

<http://www.hrsdc.gc.ca/eng/workplaceskills/programs/index.shtml>

Work-Sharing Program - Human Resources and Skills Development Canada

<http://www.hrsdc.gc.ca/eng/corporate/budget/2009/wsp.shtml>

Small Business Internship Program - Industry Canada

<http://www.servicecanada.gc.ca/eng/goc/sbip/index.shtml>

Rural Economic Development (RED) Program

<http://www.omafra.gov.on.ca/english/rural/red/>

Northern Ontario Incentives

Loan Guarantee Program - Ontario Ministry of Northern Development, Mines & Forestry

http://www.mndmf.gov.on.ca/forestry/competitiveness_programs/loan_guarantee_program_e.asp

NOHFC - Northern Energy Program

http://www.mndmf.gov.on.ca/nohfc/programs/northern_energy_e.asp

NOHFC - Private Sector Emerging Technology Program

http://www.mndmf.gov.on.ca/nohfc/programs/emerging_technology_e.asp

Rural Economic Development (RED) Program

<http://www.omafra.gov.on.ca/english/rural/red/>

FEDNOR - Youth Internships - Private Sector Program

<http://www.ic.gc.ca/eic/site/fednor-fednor.nsf/eng/fn03441.html>

NOHFC - Enterprise North Job Creation Program

http://www.mndmf.gov.on.ca/nohfc/programs/enterprises_north_job_creation_e.asp

NOHFC - Northern Ontario Youth Internship and Co-op Program

http://www.mndmf.gov.on.ca/nohfc/programs/youth_internship_and_co-op_e.asp

NOHFC - Infrastructure and Community Development Program

http://www.mndmf.gov.on.ca/nohfc/programs/infrastructure_and_community_development_e.asp

Research and Development Incentives

Ontario Emerging Technologies Fund - Ontario Capital Growth Corporation

<http://www.ocgc.gov.on.ca/site/en/funds/ontario-emerging-technologies-fund/>

FEDNOR - Applied Research and Development Program

<http://www.ic.gc.ca/eic/site/fte-fte.nsf/eng/00013.html>

NextGen Biofuels Fund - Sustainable Development Technology Canada

http://www.sdte.ca/index.php?page=nextgen-funding-niche&hl=en_CA

NOHFC - Private Sector Emerging Technology Program

http://www.mndmf.gov.on.ca/nohfc/programs/emerging_technology_e.asp

Ontario Centres of Excellence Inc.

<http://www.oce-ontario.org/Pages/Home.aspx>

Englehart and Area Community Profile 2011

Ontario Innovation Demonstration Fund

<http://www.mri.gov.on.ca/english/programs/idf/guidelines.asp>

Ontario Innovation Tax Credit (OITC)

<http://www.rev.gov.on.ca/english/credit/oitc/index.html>

SD Tech Fund - Sustainable Development Technology Canada

http://www.sdtech.ca/index.php?page=sdtech-funding-process&hl=en_CA

Strategic Aerospace and Defence Initiative - Industry Canada

http://ito.ic.gc.ca/eic/site/ito-oti.nsf/eng/h_00022.html

Ontario Research Fund - Ontario Ministry of Research and Innovation

<http://www.mri.gov.on.ca/english/programs/ResearchFund.asp>

Precarn Incorporated

<http://www.precarn.ca/ProgramsFunding/index.html>

Going Global Innovation - Foreign Affairs and International Trade Canada

<http://www.tradecommissioner.gc.ca/eng/science/document.jsp?did=88060>

Industrial R & D Fellowships - Natural Sciences and Engineering Research Council of Canada

http://www.nserc-crsng.gc.ca/Partners-Partenaires/Programs-Programmes/IRDFProfile-BPRDIProfile_eng.asp

Industrial Research Assistance Program - National Research Council Canada

<http://www.nrc-cnrc.gc.ca/eng/ibp/irap/about/index.html>

Canadian Institutes of Health Research - Innovation and Industry Programs

<http://www.cihr-irsc.gc.ca/e/37788.html>

Canada Foundation for Innovation

<http://www.innovation.ca/en>

Communications Research Centre Canada - Industry Canada

<http://www.crc.gc.ca/en/html/crc/home/home>

Ontario Business Research Institute Tax Credit (OBRITC)

<http://www.rev.gov.on.ca/english/credit/ontti/>

Ontario Research and Development Tax Credit

<http://www.rev.gov.on.ca/en/credit/ordtc/index.html>

Scientific Research and Experimental Development Tax Incentive Program - Canada Revenue Agency

<http://www.cra-arc.gc.ca/sred/>

Englehart and Area Community Profile 2011

Mitacs Accelerate

<http://www.mitacs.ca/accelerate>

Youth Employment Program - National Research Council Canada

<http://www.nrc-cnrc.gc.ca/eng/services/irap/youth-initiatives.html>

SDTC Funding

http://www.sdtc.ca/index.php?page=sdtech-funding-niche&hl=en_CA